

Commitments of Traders Summary (Futures & Options)

*DATA FOR WEEK ENDING 2/20/2024

Friday, February 23, 2024

COMMERCIAL

	LONG	SHORT	NET	PRIOR	CHANGE
SRW	58,663	80,543	(21,880)	(37,412)	15,532
HRW	44,594	64,221	(19,627)	(23,146)	3,519
CORN	553,010	494,668	58,342	40,206	18,136
SOYBEAN	368,392	331,998	36,394	35,918	476
MEAL	166,592	238,995	(72,403)	(77,978)	5,575
OIL	153,599	231,541	(77,942)	(87,769)	9,827
LIVE CATTLE	72,444	191,338	(118,894)	(110,004)	(8,890)
FEEDER CATTLE	15,166	13,972	1,194	1,125	69
LEAN HOGS	29,905	137,817	(107,912)	(91,179)	(16,733)

LARGE TRADER

	LONG	SHORT	NET	PRIOR	CHANGE
SRW	37,689	15,210	22,479	24,429	(1,950)
HRW	19,320	9,917	9,403	7,730	1,673
CORN	106,868	40,874	65,994	57,016	8,978
SOYBEAN	43,561	60,352	(16,791)	(20,032)	3,241
MEAL	19,264	32,545	(13,281)	(16,578)	3,297
OIL	41,488	28,689	12,799	7,674	5,125
LIVE CATTLE	32,585	4,669	27,916	26,100	1,816
FEEDER CATTLE	4,299	5,764	(1,465)	(1,622)	157
LEAN HOGS	21,864	7,196	14,668	12,529	2,139

SWAP DEALERS

	LONG	SHORT	NET	PRIOR	CHANGE
SRW	80,478	8,001	72,477	72,429	48
HRW	55,696	905	54,791	53,831	960
CORN	255,323	6,893	248,430	250,182	(1,752)
SOYBEAN	134,476	4,254	130,222	130,572	(350)
MEAL	97,976	-	97,976	103,237	(5,261)
OIL	120,778	5,178	115,600	115,621	(21)
LIVE CATTLE	52,454	1,009	51,445	52,076	(631)
FEEDER CATTLE	2,481	1,177	1,304	1,300	4
LEAN HOGS	60,880	5,751	55,129	53,499	1,630

NON REPORTABLE

	LONG	SHORT	NET	PRIOR	CHANGE
SRW	33,586	38,137	(4,551)	(3,774)	(777)
HRW	21,650	24,311	(2,661)	(2,007)	(654)
CORN	203,884	235,918	(32,034)	(33,064)	1,030
SOYBEAN	59,992	73,140	(13,148)	(11,959)	(1,189)
MEAL	53,133	34,741	18,392	18,913	(521)
OIL	29,403	27,019	2,384	(87)	2,471
LIVE CATTLE	35,412	46,413	(11,001)	(10,644)	(357)
FEEDER CATTLE	10,942	20,175	(9,233)	(8,166)	(1,067)
LEAN HOGS	21,515	31,572	(10,057)	(8,639)	(1,418)

MANGED MONEY

	LONG	SHORT	NET	PRIOR	CHANGE
SRW	80,868	149,392	(68,524)	(55,672)	(12,852)
HRW	45,765	87,672	(41,907)	(36,408)	(5,499)
CORN	164,365	505,097	(340,732)	(314,341)	(26,391)
SOYBEAN	51,617	188,294	(136,677)	(134,500)	(2,177)
MEAL	64,197	94,881	(30,684)	(27,592)	(3,092)
OIL	61,785	114,626	(52,841)	(35,440)	(17,401)
LIVE CATTLE	71,926	21,393	50,533	42,472	8,061
FEEDER CATTLE	11,606	3,406	8,200	7,364	836
LEAN HOGS	61,925	13,752	48,173	33,791	14,382

TOTAL

	LONG	SHORT	NET	PRIOR	CHANGE
SRW	421,710	417,159	4,551	3,774	777
HRW	247,704	245,043	2,661	2,006	655
CORN	1,850,001	1,817,967	32,034	33,065	(1,031)
SOYBEAN	977,586	964,437	13,149	11,959	1,190
MEAL	545,483	563,875	(18,392)	(18,912)	520
OIL	574,969	577,353	(2,384)	87	(2,471)
LIVE CATTLE	341,355	330,354	11,001	10,644	357
FEEDER CATTLE	65,728	56,496	9,232	8,166	1,066
LEAN HOGS	299,029	288,972	10,057	8,640	1,417

Record Positions (Futures & Options)

*DATA FOR WEEK ENDING 2/20/2024

Friday, February 23, 2024

RECORD COMMERCIAL

	LONG	DATE	SHORT	DATE	LATEST
SRW	41,103	4/25/2017	(152,533)	8/14/2018	(21,880)
HRW	9,106	2/16/2016	(129,417)	7/11/2017	(19,627)
CORN	58,342	2/20/2024	(774,381)	1/12/2021	58,342
SOYBEAN	79,218	9/23/2014	(389,323)	10/27/2020	36,394
MEAL	45,603	9/12/2006	(274,619)	3/7/2023	(72,403)
OIL	(2,358)	1/28/2014	(268,167)	12/24/2019	(77,942)
LIVE CATTLE	(26,747)	10/13/2015	(236,721)	4/23/2019	(118,894)
FEEDER CATTLE	7,204	11/7/2023	(14,283)	10/24/2017	1,194
LEAN HOGS	(23,793)	3/28/2023	(163,515)	4/23/2019	(107,912)

RECORD LARGE TRADER

	LONG	DATE	SHORT	DATE	LATEST
SRW	39,774	12/12/2017	(23,407)	3/29/2016	22,479
HRW	24,239	8/8/2017	(19,332)	3/10/2015	9,403
CORN	193,854	1/19/2021	(10,986)	11/25/2008	65,994
SOYBEAN	65,174	1/19/2021	(27,662)	1/30/2024	(16,791)
MEAL	44,610	2/20/2018	(19,143)	2/6/2024	(13,281)
OIL	53,141	4/10/2018	(26,032)	5/7/2013	12,799
LIVE CATTLE	34,928	6/18/2019	(21,458)	7/20/2010	27,916
FEEDER CATTLE	6,872	1/17/2017	(6,689)	11/14/2023	(1,465)
LEAN HOGS	45,390	3/26/2019	(31,755)	9/19/2017	14,668

RECORD SWAP DEALERS

	LONG	DATE	SHORT	DATE	LATEST
SRW	128,468	6/26/2018	35,786	3/28/2023	72,477
HRW	54,791	2/20/2024	18,375	10/1/2019	54,791
CORN	442,696	8/10/2010	77,527	6/4/2019	248,430
SOYBEAN	193,888	3/4/2008	36,284	2/19/2013	130,222
MEAL	108,957	1/14/2020	(7,239)	9/5/2006	97,976
OIL	119,129	1/7/2020	27,442	3/17/2009	115,600
LIVE CATTLE	128,967	6/17/2008	43,611	3/28/2023	51,445
FEEDER CATTLE	11,248	8/14/2018	(661)	1/2/2024	1,304
LEAN HOGS	114,377	6/3/2008	33,042	4/21/2020	55,129

RECORD NON REPORTABLE

	LONG	DATE	SHORT	DATE	LATEST
SRW	14,608	10/11/2016	(22,769)	2/11/2020	(4,551)
HRW	17,057	4/9/2019	(12,728)	12/17/2013	(2,661)
CORN	140,125	10/8/2019	(204,765)	9/30/2014	(32,034)
SOYBEAN	19,483	5/19/2020	(131,858)	9/30/2014	(13,148)
MEAL	37,050	2/9/2021	(2,485)	11/29/2011	18,392
OIL	25,253	4/19/2016	(14,570)	4/23/2013	2,384
LIVE CATTLE	4,068	9/3/2019	(53,583)	4/19/2011	(11,001)
FEEDER CATTLE	2,830	12/5/2023	(18,466)	3/1/2011	(9,233)
LEAN HOGS	6,189	4/18/2023	(24,786)	1/16/2018	(10,057)

RECORD MANGED MONEY

	LONG	DATE	SHORT	DATE	LATEST
SRW	66,948	8/14/2018	(162,327)	4/25/2017	(68,524)
HRW	73,111	7/11/2017	(58,866)	5/7/2019	(41,907)
CORN	429,189	9/28/2010	(340,732)	2/20/2024	(340,732)
SOYBEAN	253,889	5/1/2012	(168,835)	5/14/2019	(136,677)
MEAL	155,063	3/7/2023	(77,112)	2/25/2020	(30,684)
OIL	126,543	11/1/2016	(109,950)	9/18/2018	(52,841)
LIVE CATTLE	154,550	4/23/2019	(6,885)	9/17/2019	50,533
FEEDER CATTLE	21,910	2/28/2012	(9,796)	10/11/2022	8,200
LEAN HOGS	97,952	9/24/2013	(31,110)	5/30/2023	48,173

RECORD TOTAL

	LONG	DATE	SHORT	DATE	LATEST
SRW	22,769	2/11/2020	(14,608)	10/11/2016	4,551
HRW	12,728	12/17/2013	(17,057)	4/9/2019	2,661
CORN	204,764	9/30/2014	(140,125)	10/8/2019	32,034
SOYBEAN	131,858	9/30/2014	(19,483)	5/19/2020	13,149
MEAL	2,485	11/29/2011	(37,049)	2/9/2021	(18,392)
OIL	14,570	4/23/2013	(25,254)	4/19/2016	(2,384)
LIVE CATTLE	53,583	4/19/2011	(4,068)	9/3/2019	11,001
FEEDER CATTLE	18,466	3/1/2011	(2,830)	12/5/2023	9,232
LEAN HOGS	24,786	1/16/2018	(6,189)	4/18/2023	10,057

Recent History (Futures & Options)

Friday, February 23, 2024

SRW:

HRW:

CORN:

Table with 6 columns: Date, Comm., Swap, Managed Money, Other, Non Reportable. Rows from 11/28/2023 to 2/20/2024.

Table with 6 columns: Date, Comm., Swap, Managed Money, Other, Non Reportable. Rows from 11/28/2023 to 2/20/2024.

Table with 6 columns: Date, Comm., Swap, Managed Money, Other, Non Reportable. Rows from 11/28/2023 to 2/20/2024.

SOYBEANS:

SOYBEAN MEAL:

SOYBEAN OIL:

Table with 6 columns: Date, Comm., Swap, Managed Money, Other, Non Reportable. Rows from 11/28/2023 to 2/20/2024.

Table with 6 columns: Date, Comm., Swap, Managed Money, Other, Non Reportable. Rows from 11/28/2023 to 2/20/2024.

Table with 6 columns: Date, Comm., Swap, Managed Money, Other, Non Reportable. Rows from 11/28/2023 to 2/20/2024.

LIVE CATTLE:

FEEDER CATTLE:

LEAN HOGS:

Table with 6 columns: Date, Comm., Swap, Managed Money, Other, Non Reportable. Rows from 11/28/2023 to 2/20/2024.

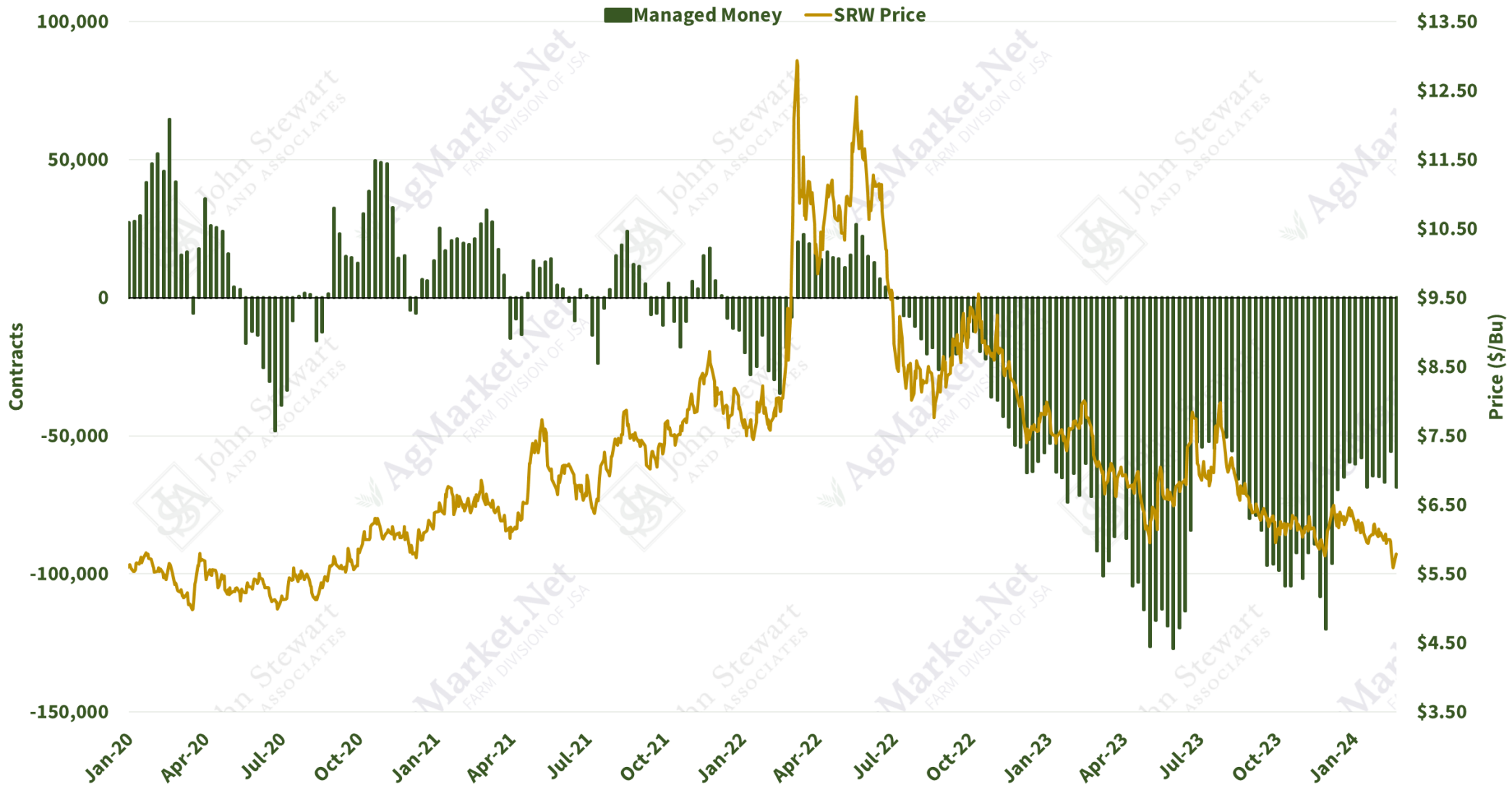
Table with 6 columns: Date, Comm., Swap, Managed Money, Other, Non Reportable. Rows from 11/28/2023 to 2/20/2024.

Table with 6 columns: Date, Comm., Swap, Managed Money, Other, Non Reportable. Rows from 11/28/2023 to 2/20/2024.

SRW Snapshot (Futures & Options)

Friday, February 23, 2024

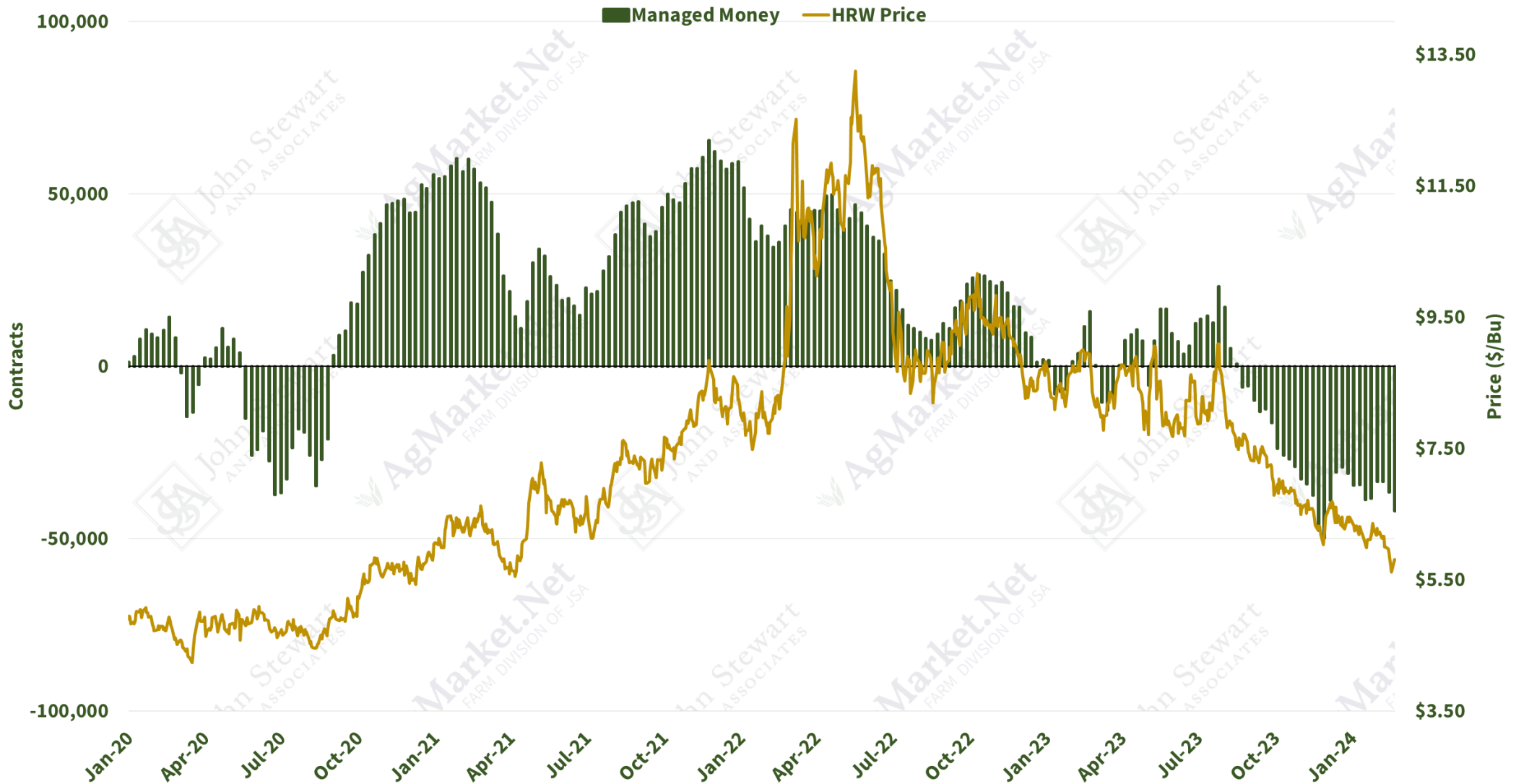
Net SRW Futures & Options Position and Nearby Futures Price



HRW Snapshot (Futures & Options)

Friday, February 23, 2024

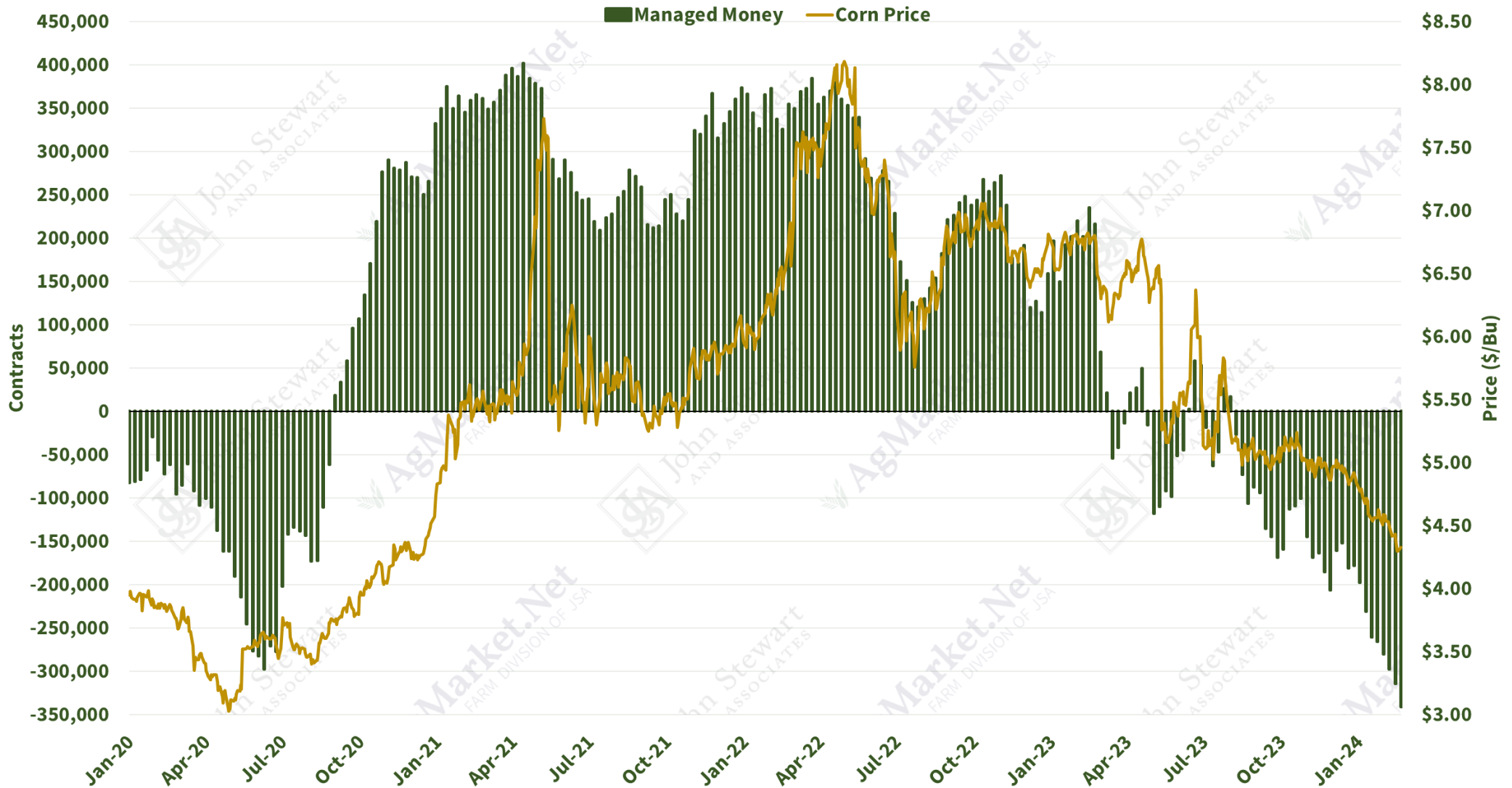
Net HRW Futures & Options Position and Nearby Futures Price



Corn Snapshot (Futures & Options)

Friday, February 23, 2024

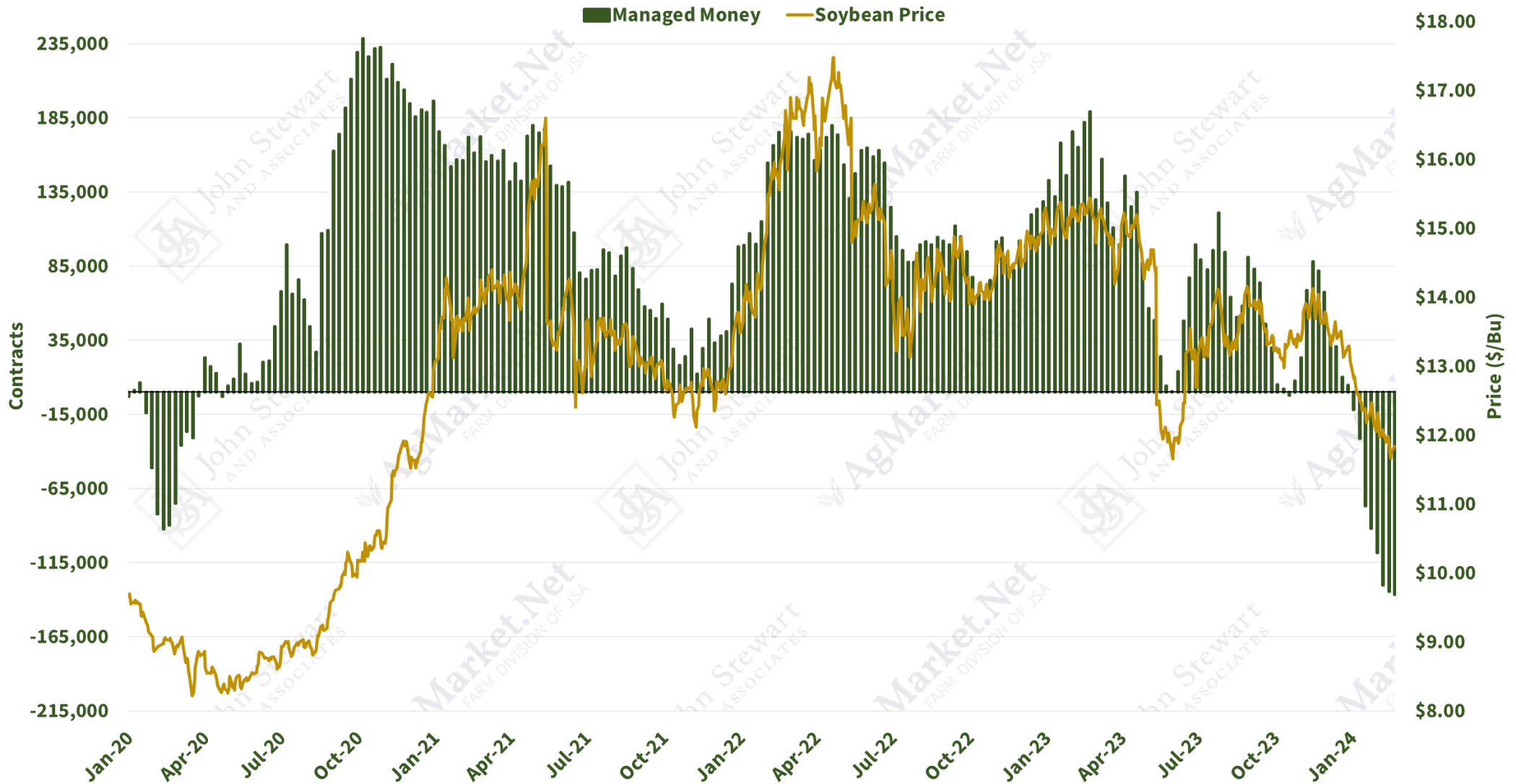
Net Corn Futures & Options Position and Nearby Futures Price



Soybean Snapshot (Futures & Options)

Friday, February 23, 2024

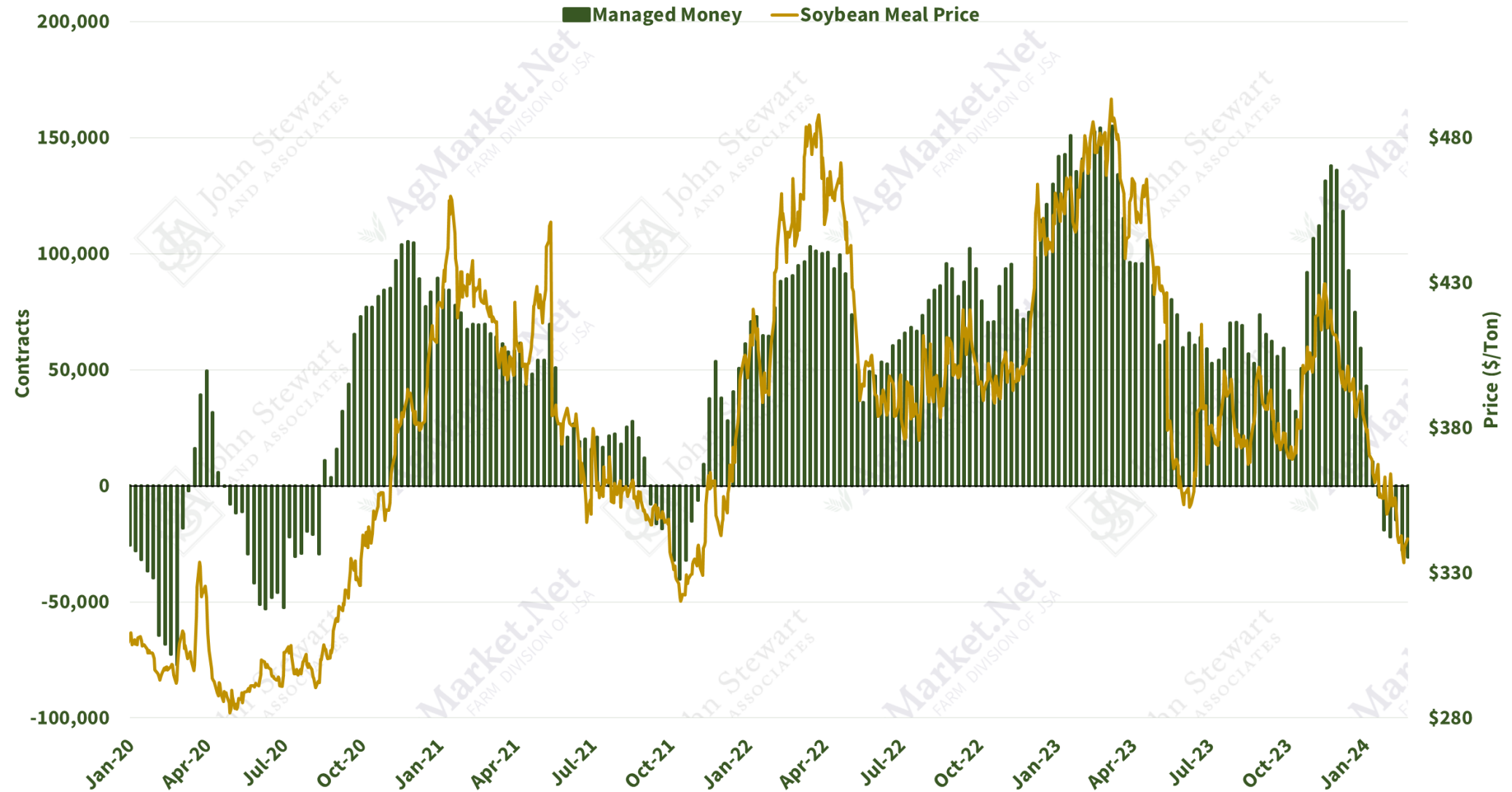
Net Soybean Futures & Options Position and Nearby Futures Price



Soybean Meal Snapshot (Futures & Options)

Friday, February 23, 2024

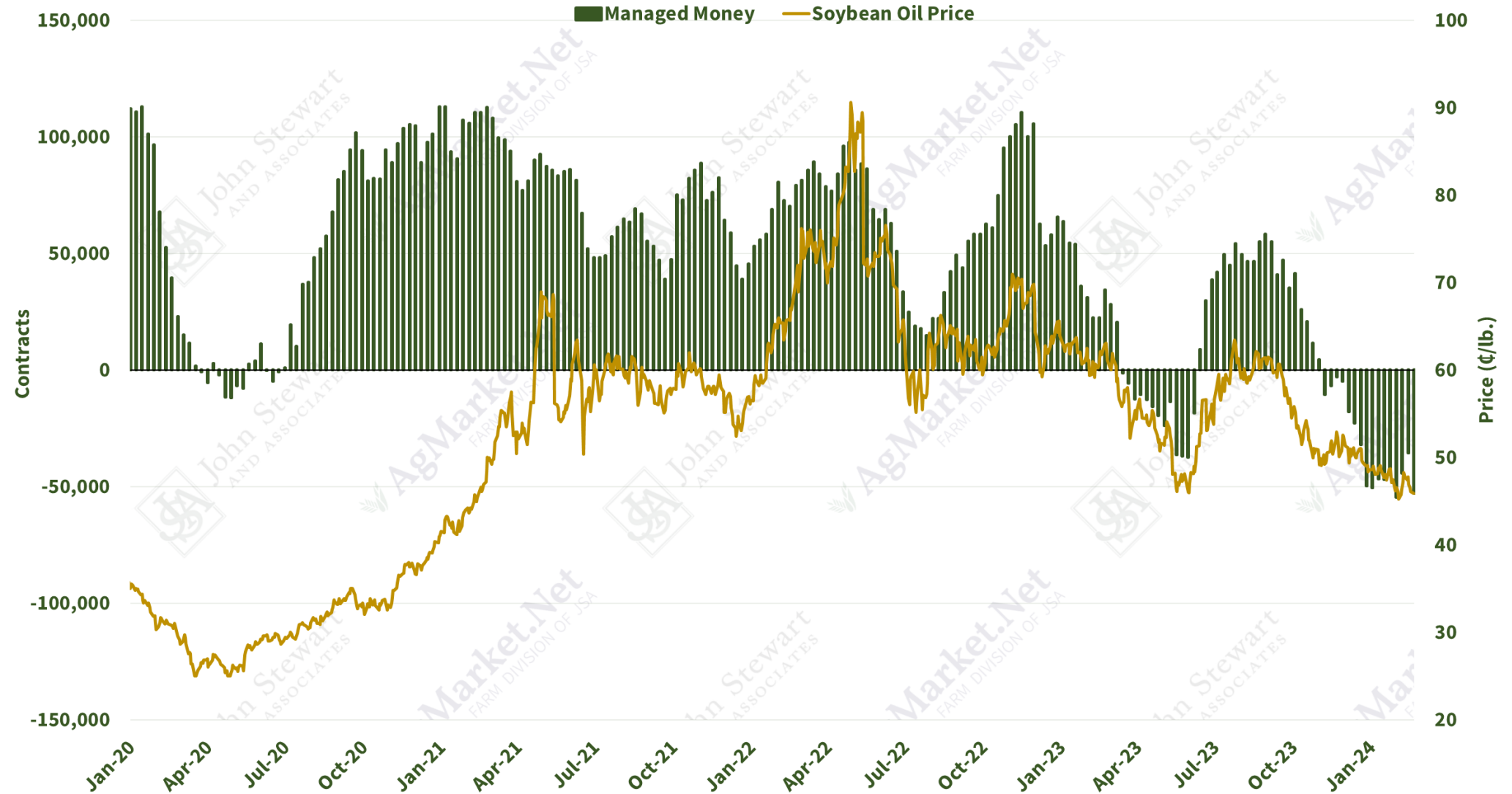
Net Soybean Meal Futures & Options Position and Nearby Futures Price



Soybean Oil Snapshot (Futures & Options)

Friday, February 23, 2024

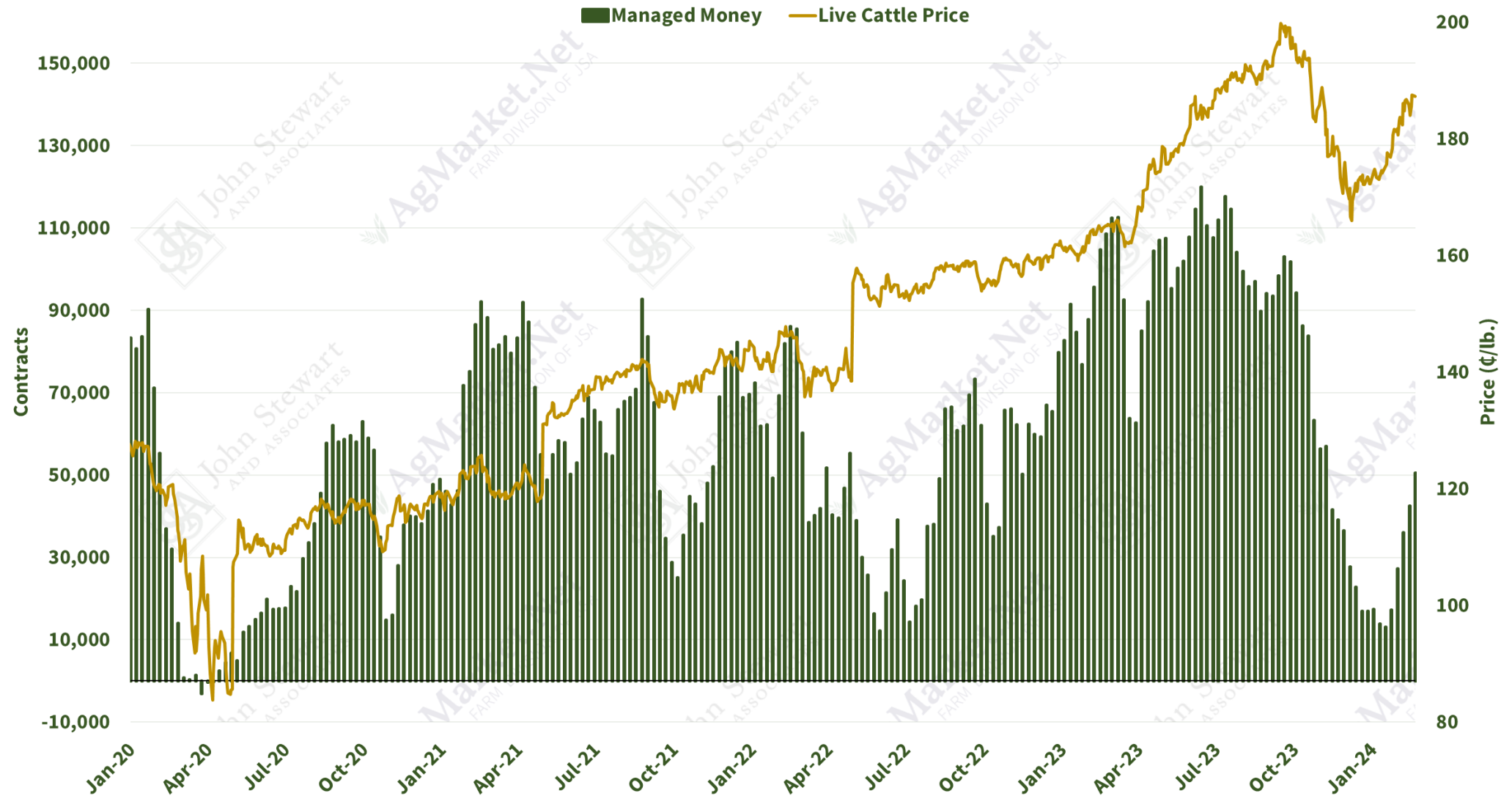
Net Soybean Oil Futures & Options Position and Nearby Futures Price



Live Cattle Snapshot (Futures & Options)

Friday, February 23, 2024

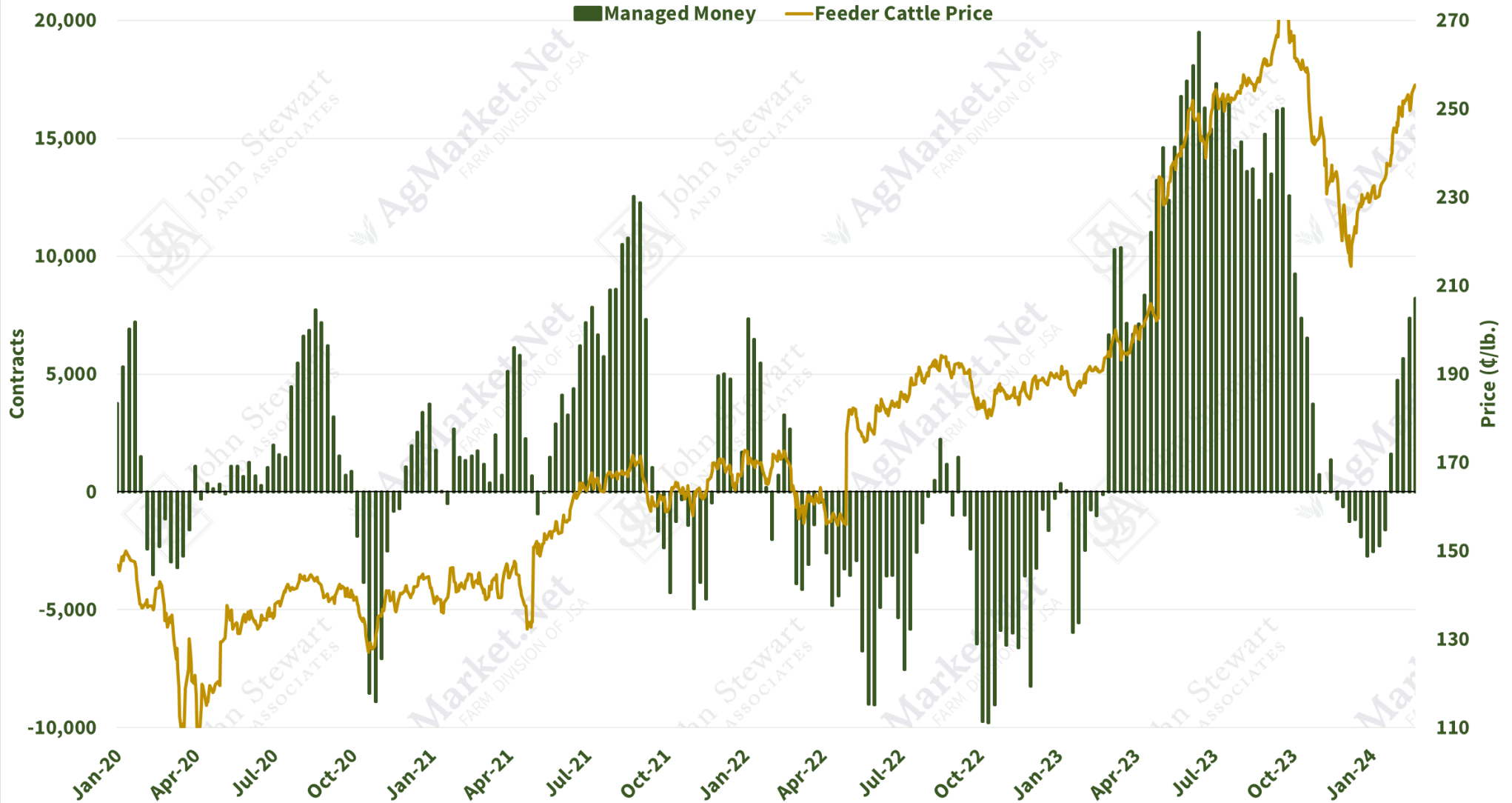
Net Live Cattle Futures & Options Position and Nearby Futures Price



Feeder Cattle Snapshot (Futures & Options)

Friday, February 23, 2024

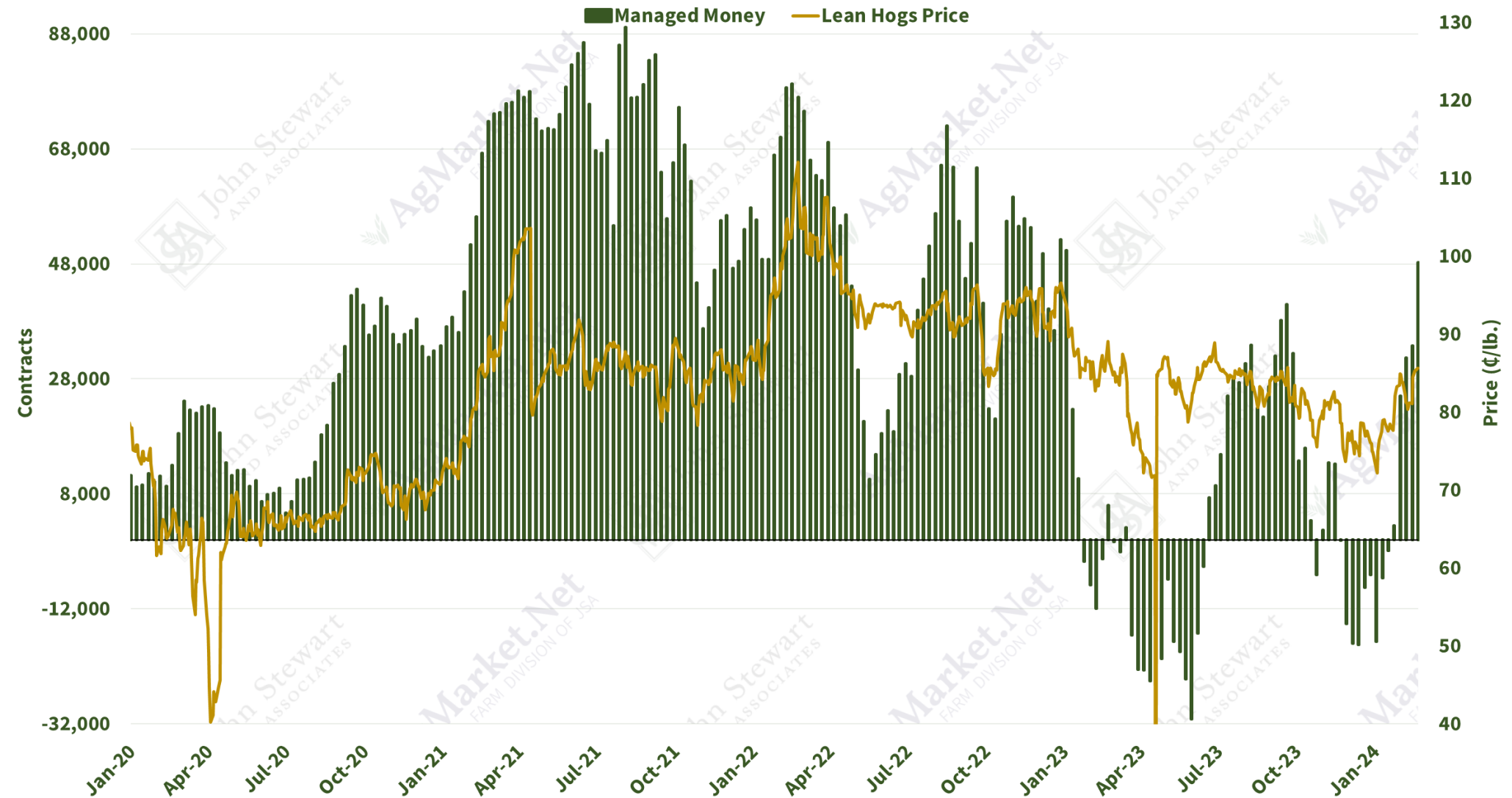
Net Feeder Cattle Futures & Options Position and Nearby Futures Price



Lean Hogs Snapshot (Futures & Options)

Friday, February 23, 2024

Net Lean Hogs Futures & Options Position and Nearby Futures Price



Trading commodity futures, options on futures, cash commodities and over-the-counter derivative products involve substantial risk of loss and may not be suitable for all investors. John Stewart and Associates, Inc. does not accept orders to buy or sell by e-mail. The information contained in this message has been obtained from sources believed to be reliable, but is not guaranteed as to its accuracy or completeness. Opinions are solely those of the author, subject to change at any time, and do not constitute a solicitation to buy or sell commodity futures, options, or over-the-counter derivative products. Past performance is not indicative of future results. © John Stewart and Associates, Inc. 2024