

# Commitments of Traders Summary (Futures & Options)

\*DATA FOR WEEK ENDING 2/13/2024

Friday, February 16, 2024

## COMMERCIAL

	LONG	SHORT	NET	PRIOR	CHANGE
SRW	55,025	92,437	(37,412)	(26,903)	(10,509)
HRW	42,927	66,073	(23,146)	(27,397)	4,251
CORN	539,916	499,710	40,206	23,470	16,736
SOYBEAN	349,527	313,609	35,918	38,792	(2,874)
MEAL	162,998	240,976	(77,978)	(91,585)	13,607
OIL	154,823	242,592	(87,769)	(84,438)	(3,331)
LIVE CATTLE	74,056	184,060	(110,004)	(101,419)	(8,585)
FEEDER CATTLE	15,182	14,057	1,125	1,852	(727)
LEAN HOGS	38,449	129,628	(91,179)	(87,755)	(3,424)

## LARGE TRADER

	LONG	SHORT	NET	PRIOR	CHANGE
SRW	39,193	14,764	24,429	25,141	(712)
HRW	17,770	10,040	7,730	10,190	(2,460)
CORN	99,620	42,604	57,016	53,240	3,776
SOYBEAN	37,328	57,360	(20,032)	(25,257)	5,225
MEAL	16,528	33,106	(16,578)	(19,143)	2,565
OIL	35,322	27,648	7,674	7,833	(159)
LIVE CATTLE	32,844	6,744	26,100	24,153	1,947
FEEDER CATTLE	4,018	5,640	(1,622)	(1,522)	(100)
LEAN HOGS	20,307	7,778	12,529	13,103	(574)

## SWAP DEALERS

	LONG	SHORT	NET	PRIOR	CHANGE
SRW	80,263	7,834	72,429	72,247	182
HRW	54,723	892	53,831	51,617	2,214
CORN	258,114	7,932	250,182	248,653	1,529
SOYBEAN	134,990	4,418	130,572	128,905	1,667
MEAL	103,237	-	103,237	105,485	(2,248)
OIL	120,574	4,953	115,621	118,043	(2,422)
LIVE CATTLE	53,082	1,006	52,076	51,288	788
FEEDER CATTLE	2,474	1,174	1,300	1,220	80
LEAN HOGS	58,276	4,777	53,499	53,663	(164)

## NON REPORTABLE

	LONG	SHORT	NET	PRIOR	CHANGE
SRW	32,530	36,304	(3,774)	(3,746)	(28)
HRW	21,662	23,669	(2,007)	(1,013)	(994)
CORN	199,543	232,607	(33,064)	(27,618)	(5,446)
SOYBEAN	60,649	72,608	(11,959)	(12,137)	178
MEAL	53,796	34,883	18,913	19,834	(921)
OIL	29,411	29,498	(87)	2,787	(2,874)
LIVE CATTLE	36,384	47,028	(10,644)	(10,110)	(534)
FEEDER CATTLE	11,587	19,753	(8,166)	(7,193)	(973)
LEAN HOGS	21,280	29,919	(8,639)	(10,657)	2,018

## MANGED MONEY

	LONG	SHORT	NET	PRIOR	CHANGE
SRW	79,331	135,003	(55,672)	(66,738)	11,066
HRW	45,417	81,825	(36,408)	(33,397)	(3,011)
CORN	174,846	489,187	(314,341)	(297,744)	(16,597)
SOYBEAN	49,048	183,548	(134,500)	(130,300)	(4,200)
MEAL	60,528	88,120	(27,592)	(14,590)	(13,002)
OIL	69,017	104,457	(35,440)	(44,225)	8,785
LIVE CATTLE	62,369	19,897	42,472	36,088	6,384
FEEDER CATTLE	11,087	3,723	7,364	5,641	1,723
LEAN HOGS	49,960	16,169	33,791	31,647	2,144

## TOTAL

	LONG	SHORT	NET	PRIOR	CHANGE
SRW	415,888	412,114	3,774	3,747	27
HRW	248,423	246,417	2,006	1,013	993
CORN	1,839,306	1,806,241	33,065	27,618	5,447
SOYBEAN	944,578	932,619	11,959	12,138	(179)
MEAL	543,377	562,289	(18,912)	(19,834)	922
OIL	574,562	574,475	87	(2,787)	2,874
LIVE CATTLE	336,758	326,114	10,644	10,110	534
FEEDER CATTLE	62,737	54,571	8,166	7,192	974
LEAN HOGS	302,965	294,325	8,640	10,658	(2,018)

# Record Positions (Futures & Options)

\*DATA FOR WEEK ENDING 2/13/2024

Friday, February 16, 2024

## RECORD COMMERCIAL

	LONG	DATE	SHORT	DATE	LATEST
SRW	41,103	4/25/2017	(152,533)	8/14/2018	(37,412)
HRW	9,106	2/16/2016	(129,417)	7/11/2017	(23,146)
CORN	47,097	4/23/2019	(774,381)	1/12/2021	40,206
SOYBEAN	79,218	9/23/2014	(389,323)	10/27/2020	35,918
MEAL	45,603	9/12/2006	(274,619)	3/7/2023	(77,978)
OIL	(2,358)	1/28/2014	(268,167)	12/24/2019	(87,769)
LIVE CATTLE	(26,747)	10/13/2015	(236,721)	4/23/2019	(110,004)
FEEDER CATTLE	7,204	11/7/2023	(14,283)	10/24/2017	1,125
LEAN HOGS	(23,793)	3/28/2023	(163,515)	4/23/2019	(91,179)

## RECORD LARGE TRADER

	LONG	DATE	SHORT	DATE	LATEST
SRW	39,774	12/12/2017	(23,407)	3/29/2016	24,429
HRW	24,239	8/8/2017	(19,332)	3/10/2015	7,730
CORN	193,854	1/19/2021	(10,986)	11/25/2008	57,016
SOYBEAN	65,174	1/19/2021	(27,662)	1/30/2024	(20,032)
MEAL	44,610	2/20/2018	(19,143)	2/6/2024	(16,578)
OIL	53,141	4/10/2018	(26,032)	5/7/2013	7,674
LIVE CATTLE	34,928	6/18/2019	(21,458)	7/20/2010	26,100
FEEDER CATTLE	6,872	1/17/2017	(6,689)	11/14/2023	(1,622)
LEAN HOGS	45,390	3/26/2019	(31,755)	9/19/2017	12,529

## RECORD SWAP DEALERS

	LONG	DATE	SHORT	DATE	LATEST
SRW	128,468	6/26/2018	35,786	3/28/2023	72,429
HRW	53,831	<b>2/13/2024</b>	18,375	10/1/2019	53,831
CORN	442,696	8/10/2010	77,527	6/4/2019	250,182
SOYBEAN	193,888	3/4/2008	36,284	2/19/2013	130,572
MEAL	108,957	1/14/2020	(7,239)	9/5/2006	103,237
OIL	119,129	1/7/2020	27,442	3/17/2009	115,621
LIVE CATTLE	128,967	6/17/2008	43,611	3/28/2023	52,076
FEEDER CATTLE	11,248	8/14/2018	(661)	1/2/2024	1,300
LEAN HOGS	114,377	6/3/2008	33,042	4/21/2020	53,499

## RECORD NON REPORTABLE

	LONG	DATE	SHORT	DATE	LATEST
SRW	14,608	10/11/2016	(22,769)	2/11/2020	(3,774)
HRW	17,057	4/9/2019	(12,728)	12/17/2013	(2,007)
CORN	140,125	10/8/2019	(204,765)	9/30/2014	(33,064)
SOYBEAN	19,483	5/19/2020	(131,858)	9/30/2014	(11,959)
MEAL	37,050	2/9/2021	(2,485)	11/29/2011	18,913
OIL	25,253	4/19/2016	(14,570)	4/23/2013	(87)
LIVE CATTLE	4,068	9/3/2019	(53,583)	4/19/2011	(10,644)
FEEDER CATTLE	2,830	12/5/2023	(18,466)	3/1/2011	(8,166)
LEAN HOGS	6,189	4/18/2023	(24,786)	1/16/2018	(8,639)

## RECORD MANGED MONEY

	LONG	DATE	SHORT	DATE	LATEST
SRW	66,948	8/14/2018	(162,327)	4/25/2017	(55,672)
HRW	73,111	7/11/2017	(58,866)	5/7/2019	(36,408)
CORN	429,189	9/28/2010	(322,215)	4/23/2019	(314,341)
SOYBEAN	253,889	5/1/2012	(168,835)	5/14/2019	(134,500)
MEAL	155,063	3/7/2023	(77,112)	2/25/2020	(27,592)
OIL	126,543	11/1/2016	(109,950)	9/18/2018	(35,440)
LIVE CATTLE	154,550	4/23/2019	(6,885)	9/17/2019	42,472
FEEDER CATTLE	21,910	2/28/2012	(9,796)	10/11/2022	7,364
LEAN HOGS	97,952	9/24/2013	(31,110)	5/30/2023	33,791

## RECORD TOTAL

	LONG	DATE	SHORT	DATE	LATEST
SRW	22,769	2/11/2020	(14,608)	10/11/2016	3,774
HRW	12,728	12/17/2013	(17,057)	4/9/2019	2,006
CORN	204,764	9/30/2014	(140,125)	10/8/2019	33,065
SOYBEAN	131,858	9/30/2014	(19,483)	5/19/2020	11,959
MEAL	2,485	11/29/2011	(37,049)	2/9/2021	(18,912)
OIL	14,570	4/23/2013	(25,254)	4/19/2016	87
LIVE CATTLE	53,583	4/19/2011	(4,068)	9/3/2019	10,644
FEEDER CATTLE	18,466	3/1/2011	(2,830)	12/5/2023	8,166
LEAN HOGS	24,786	1/16/2018	(6,189)	4/18/2023	8,640

# Recent History (Futures & Options)

Friday, February 16, 2024

## SRW:

## HRW:

## CORN:

Date	Comm.	Swap	Managed Money	Other	Non Reportable
11/21/2023	14,502	71,424	(108,176)	18,336	3,914
11/28/2023	32,466	69,257	(119,986)	18,020	244
12/5/2023	15,811	61,929	(96,222)	22,974	(4,491)
12/12/2023	(7,371)	61,673	(69,529)	22,694	(7,467)
12/19/2023	(13,074)	61,656	(65,032)	21,712	(5,263)
12/26/2023	(17,839)	61,392	(59,559)	22,214	(6,209)
1/2/2024	(16,745)	61,283	(60,277)	21,841	(6,102)
1/9/2024	(16,588)	63,691	(57,988)	19,099	(8,213)
1/16/2024	(9,850)	66,152	(68,575)	18,722	(6,450)
1/23/2024	(13,719)	66,531	(64,541)	17,125	(5,396)
1/30/2024	(24,735)	70,773	(64,818)	25,190	(6,410)
2/6/2024	(26,903)	72,247	(66,738)	25,141	(3,746)
2/13/2024	(37,412)	72,429	(55,672)	24,429	(3,774)

Date	Comm.	Swap	Managed Money	Other	Non Reportable
11/21/2023	437	38,983	(47,513)	9,246	(1,153)
11/28/2023	1,136	37,264	(49,749)	13,383	(2,034)
12/5/2023	(10,752)	37,223	(38,858)	13,431	(1,044)
12/12/2023	(17,639)	35,980	(30,704)	13,445	(1,081)
12/19/2023	(17,589)	36,431	(29,242)	11,074	(674)
12/26/2023	(15,810)	36,186	(31,090)	10,720	(6)
1/2/2024	(18,123)	43,341	(34,496)	10,069	(790)
1/9/2024	(22,383)	46,114	(34,226)	10,034	462
1/16/2024	(17,985)	50,469	(38,652)	9,449	(3,282)
1/23/2024	(22,414)	51,699	(38,340)	10,897	(1,843)
1/30/2024	(30,248)	52,872	(33,355)	12,567	(1,835)
2/6/2024	(27,397)	51,617	(33,397)	10,190	(1,013)
2/13/2024	(23,146)	53,831	(36,408)	7,730	(2,007)

Date	Comm.	Swap	Managed Money	Other	Non Reportable
11/21/2023	(24,064)	199,308	(185,502)	32,069	(21,811)
11/28/2023	177	192,622	(206,478)	35,205	(21,526)
12/5/2023	(39,754)	194,974	(160,533)	29,642	(24,330)
12/12/2023	(45,655)	194,861	(151,570)	32,135	(29,771)
12/19/2023	(18,643)	186,801	(180,724)	35,638	(23,072)
12/26/2023	(19,436)	187,507	(177,626)	34,897	(25,342)
1/2/2024	2,233	196,164	(197,326)	33,458	(34,528)
1/9/2024	291	217,446	(230,723)	41,241	(28,255)
1/16/2024	25,449	238,606	(260,542)	34,568	(38,080)
1/23/2024	26,054	236,883	(265,285)	33,541	(31,193)
1/30/2024	18,000	249,696	(280,151)	38,882	(26,427)
2/6/2024	23,470	248,653	(297,744)	53,240	(27,618)
2/13/2024	40,206	250,182	(314,341)	57,016	(33,064)

## SOYBEANS:

## SOYBEAN MEAL:

## SOYBEAN OIL:

te	Comm.	Swap	Managed Money	Other	Non Reportable
11/21/2023	(156,360)	94,767	81,587	(2,299)	(17,695)
11/28/2023	(138,120)	97,548	67,562	(7,870)	(19,119)
12/5/2023	(116,207)	105,498	36,633	(8,533)	(17,391)
12/12/2023	(109,144)	103,577	30,849	(8,391)	(16,889)
12/19/2023	(93,982)	100,607	10,266	(4,124)	(12,768)
12/26/2023	(92,492)	105,564	4,767	(9,396)	(8,443)
1/2/2024	(77,956)	109,801	(11,629)	(5,608)	(14,609)
1/9/2024	(63,938)	115,656	(31,248)	(4,427)	(16,045)
1/16/2024	(10,959)	123,398	(76,797)	(15,832)	(19,810)
1/23/2024	(1,556)	124,338	(91,842)	(13,427)	(17,512)
1/30/2024	21,338	130,678	(108,247)	(27,662)	(16,106)
2/6/2024	38,792	128,905	(130,300)	(25,257)	(12,137)
2/13/2024	35,918	130,572	(134,500)	(20,032)	(11,959)

te	Comm.	Swap	Managed Money	Other	Non Reportable
11/21/2023	(243,754)	82,930	137,803	6,571	16,449
11/28/2023	(240,126)	80,466	135,798	2,888	20,974
12/5/2023	(226,574)	82,329	118,182	2,676	23,388
12/12/2023	(196,230)	80,733	92,720	(1,557)	24,335
12/19/2023	(172,059)	82,772	74,856	(7,132)	21,564
12/26/2023	(144,438)	81,493	59,233	(11,623)	15,335
1/2/2024	(127,965)	84,202	43,039	(11,922)	12,647
1/9/2024	(105,821)	91,882	10,461	(11,282)	14,762
1/16/2024	(107,044)	98,900	(4,079)	(7,211)	19,434
1/23/2024	(96,594)	103,274	(19,016)	(3,607)	15,944
1/30/2024	(87,509)	103,576	(22,068)	(12,183)	18,184
2/6/2024	(91,585)	105,485	(14,590)	(19,143)	19,834
2/13/2024	(77,978)	103,237	(27,592)	(16,578)	18,913

te	Comm.	Swap	Managed Money	Other	Non Reportable
11/21/2023	(124,817)	102,703	(2,831)	14,056	10,887
11/28/2023	(119,280)	101,338	(4,720)	16,311	6,352
12/5/2023	(106,771)	103,756	(17,902)	15,214	5,703
12/12/2023	(97,217)	99,849	(22,584)	13,748	6,203
12/19/2023	(88,708)	99,745	(31,935)	12,327	8,573
12/26/2023	(67,157)	97,419	(49,653)	13,646	5,747
1/2/2024	(64,193)	95,979	(50,554)	15,663	3,105
1/9/2024	(74,004)	104,034	(46,608)	13,934	2,645
1/16/2024	(83,820)	112,756	(47,011)	14,469	3,607
1/23/2024	(88,736)	112,665	(44,705)	16,276	4,498
1/30/2024	(76,370)	113,267	(54,418)	13,082	4,439
2/6/2024	(84,438)	118,043	(44,225)	7,833	2,787
2/13/2024	(87,769)	115,621	(35,440)	7,674	(87)

## LIVE CATTLE:

## FEEDER CATTLE:

## LEAN HOGS:

	Comm.	Swap	Managed Money	Other	Non Reportable
11/21/2023	(105,996)	56,700	39,162	18,346	(8,212)
11/28/2023	(102,710)	56,101	36,470	19,098	(8,960)
12/5/2023	(96,278)	58,031	27,723	20,255	(9,730)
12/12/2023	(90,526)	55,869	22,706	21,308	(9,357)
12/19/2023	(85,899)	54,117	16,884	22,865	(7,969)
12/26/2023	(86,232)	54,000	16,902	22,186	(6,857)
1/2/2024	(84,498)	53,275	17,415	20,219	(6,411)
1/9/2024	(78,594)	51,985	13,770	17,475	(4,636)
1/16/2024	(76,234)	49,741	12,993	17,907	(4,406)
1/23/2024	(83,036)	49,138	17,167	19,980	(3,250)
1/30/2024	(93,194)	50,241	27,171	23,771	(7,990)
2/6/2024	(101,419)	51,288	36,088	24,153	(10,110)
2/13/2024	(110,004)	52,076	42,472	26,100	(10,644)

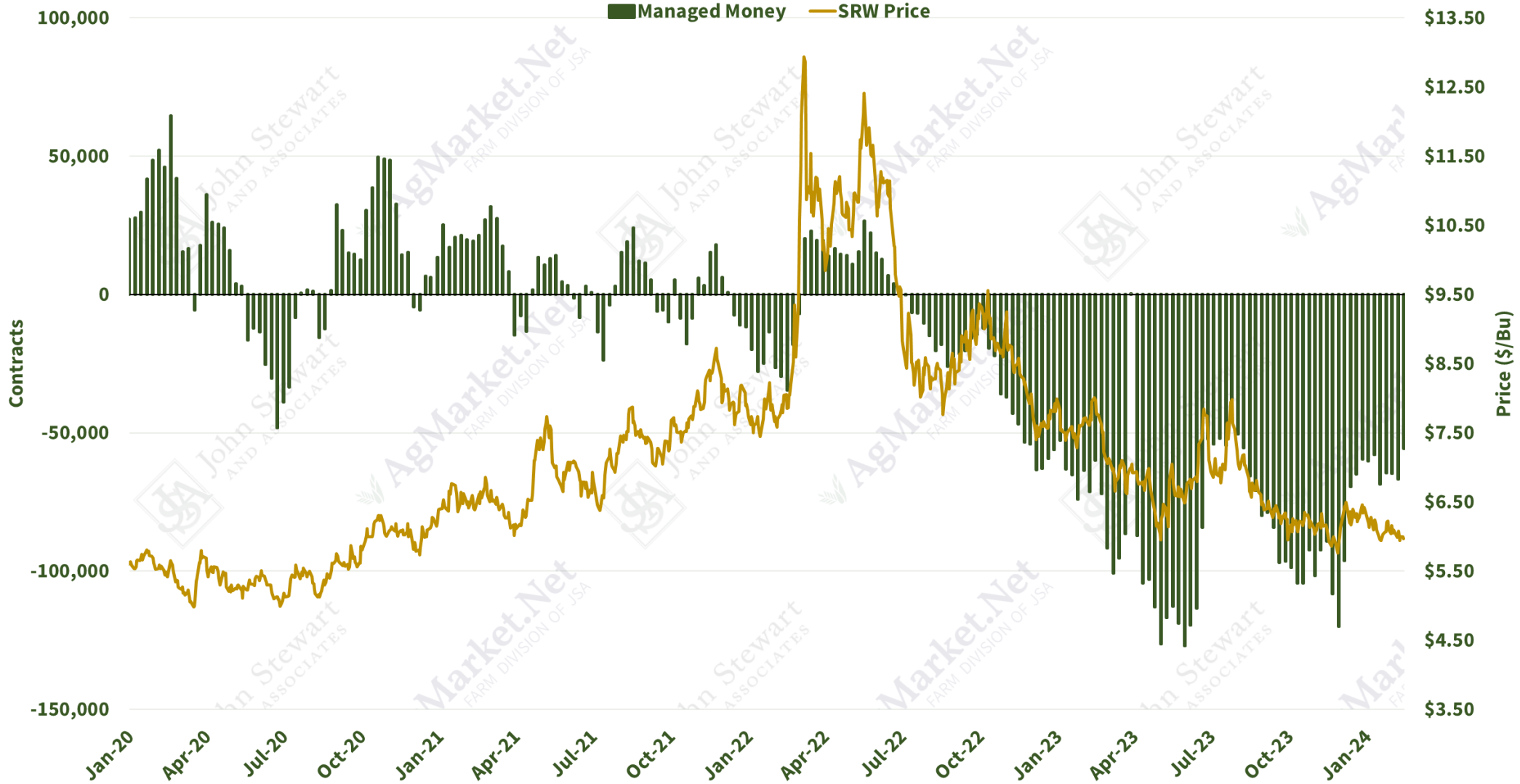
	Comm.	Swap	Managed Money	Other	Non Reportable
11/21/2023	6,820	(398)	(313)	(5,853)	(254)
11/28/2023	4,829	(528)	(613)	(5,752)	2,065
12/5/2023	4,570	(618)	(1,247)	(5,534)	2,830
12/12/2023	4,818	(432)	(1,171)	(5,324)	2,108
12/19/2023	5,270	(422)	(1,905)	(4,620)	1,678
12/26/2023	5,783	(492)	(2,718)	(4,083)	1,509
1/2/2024	6,155	(661)	(2,526)	(4,608)	1,640
1/9/2024	6,369	(325)	(2,277)	(4,642)	875
1/16/2024	5,693	(208)	(1,610)	(4,035)	160
1/23/2024	3,780	(241)	1,600	(3,758)	(1,380)
1/30/2024	1,813	991	4,741	(2,527)	(5,018)
2/6/2024	1,852	1,220	5,641	(1,522)	(7,193)
2/13/2024	1,125	1,300	7,364	(1,622)	(8,166)

Date	Comm.	Swap	Managed Money	Other	Non Reportable
11/21/2023	(46,233)	40,800	(14)	9,595	(4,149)
11/28/2023	(36,716)	41,675	(14,543)	10,594	(1,010)
12/5/2023	(32,858)	42,380	(17,963)	13,047	(4,606)
12/12/2023	(32,034)	43,267	(18,227)	11,488	(4,494)
12/19/2023	(38,959)	42,198	(8,306)	11,636	(6,569)
12/26/2023	(42,736)	43,508	(5,995)	12,673	(7,451)
1/2/2024	(33,359)	44,758	(17,602)	12,193	(5,991)
1/9/2024	(44,167)	46,219	(6,589)	10,870	(6,334)
1/16/2024	(48,662)	49,672	(1,807)	8,504	(7,707)
1/23/2024	(54,602)	50,271	2,483	8,426	(6,577)
1/30/2024	(81,238)	53,407	25,036	12,742	(9,946)
2/6/2024	(87,755)	53,663	31,647	13,103	(10,657)
2/13/2024	(91,179)	53,499	33,791	12,529	(8,639)

# SRW Snapshot (Futures & Options)

Friday, February 16, 2024

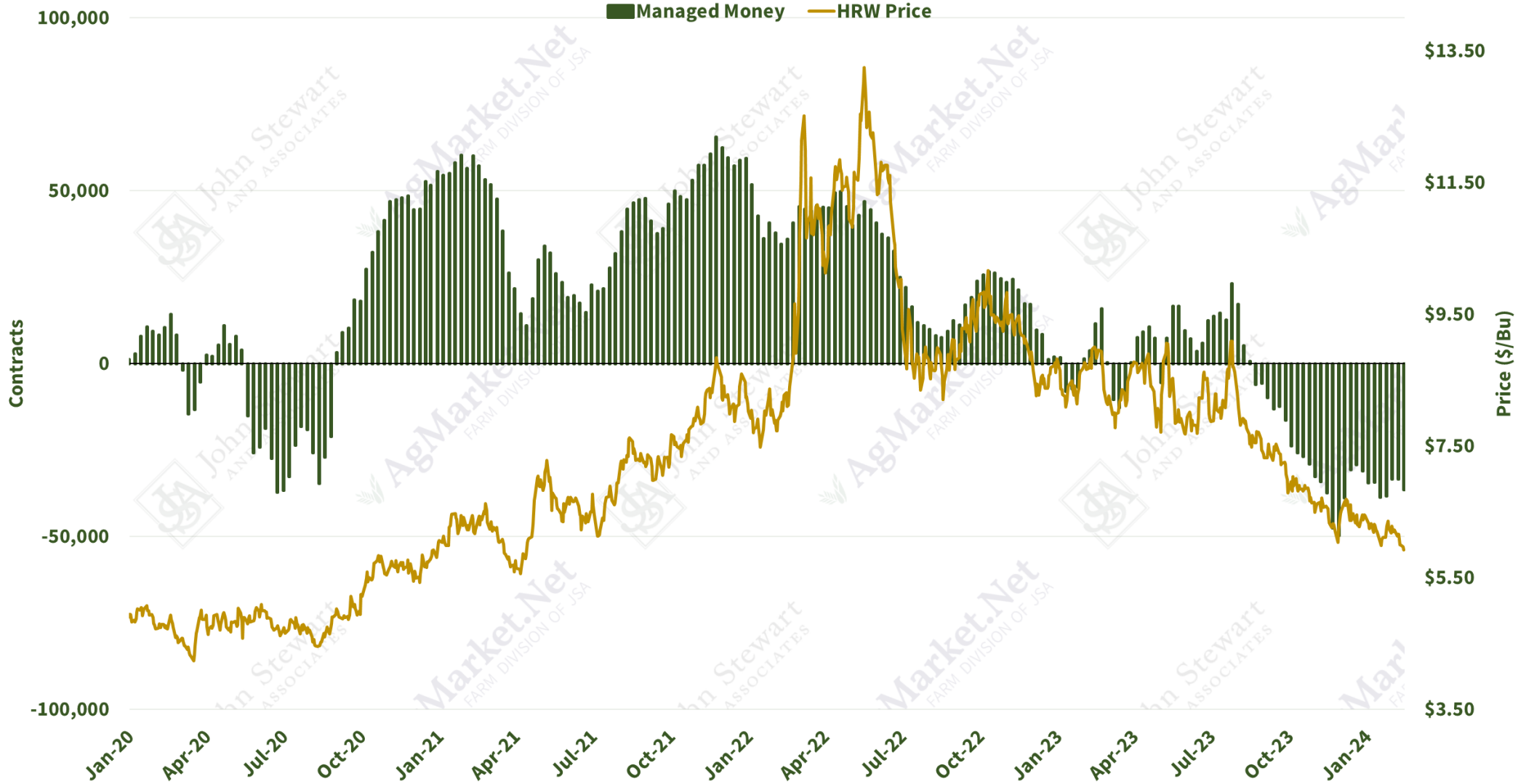
### Net SRW Futures & Options Position and Nearby Futures Price



# HRW Snapshot (Futures & Options)

Friday, February 16, 2024

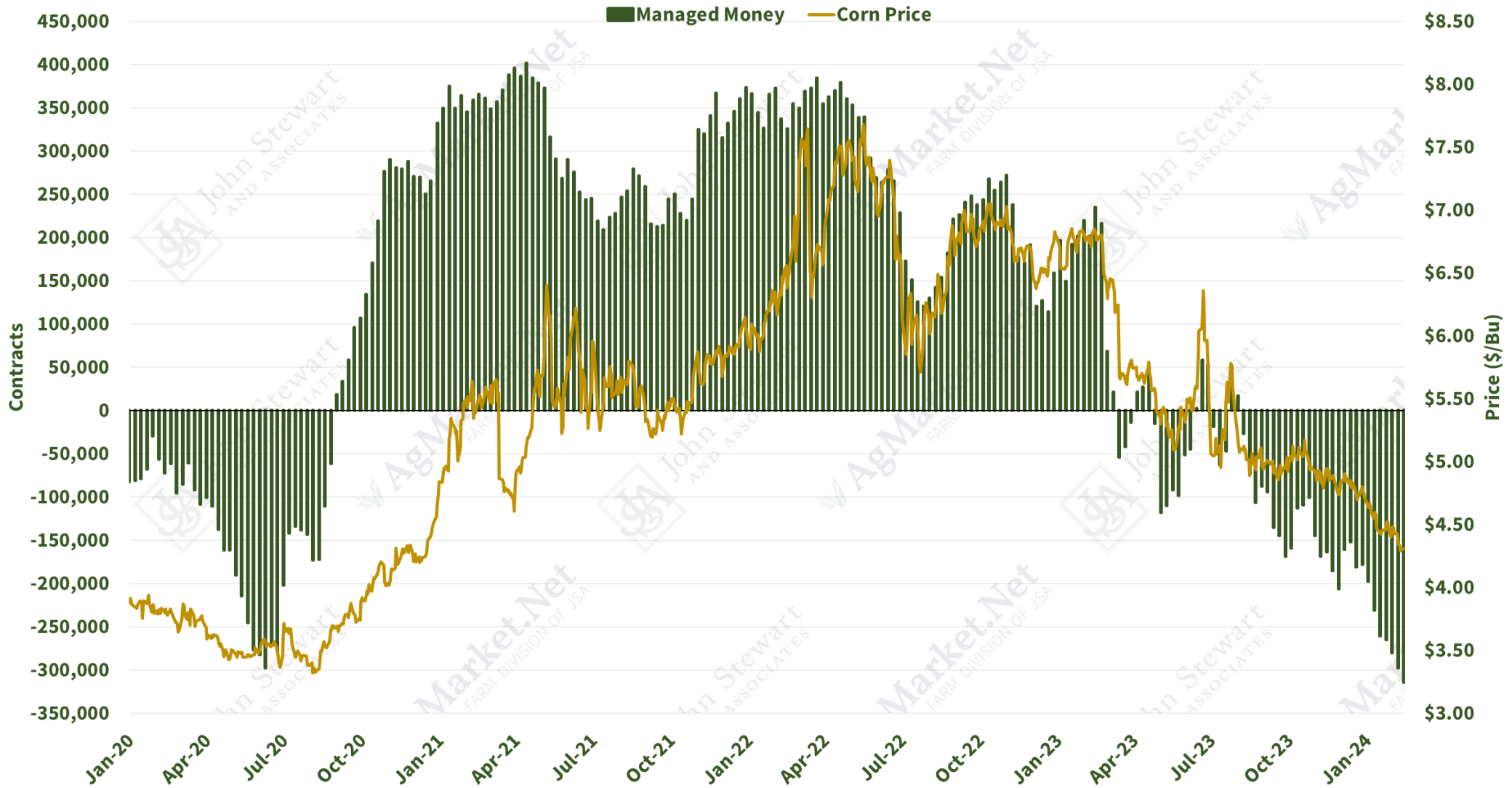
### Net HRW Futures & Options Position and Nearby Futures Price



# Corn Snapshot (Futures & Options)

Friday, February 16, 2024

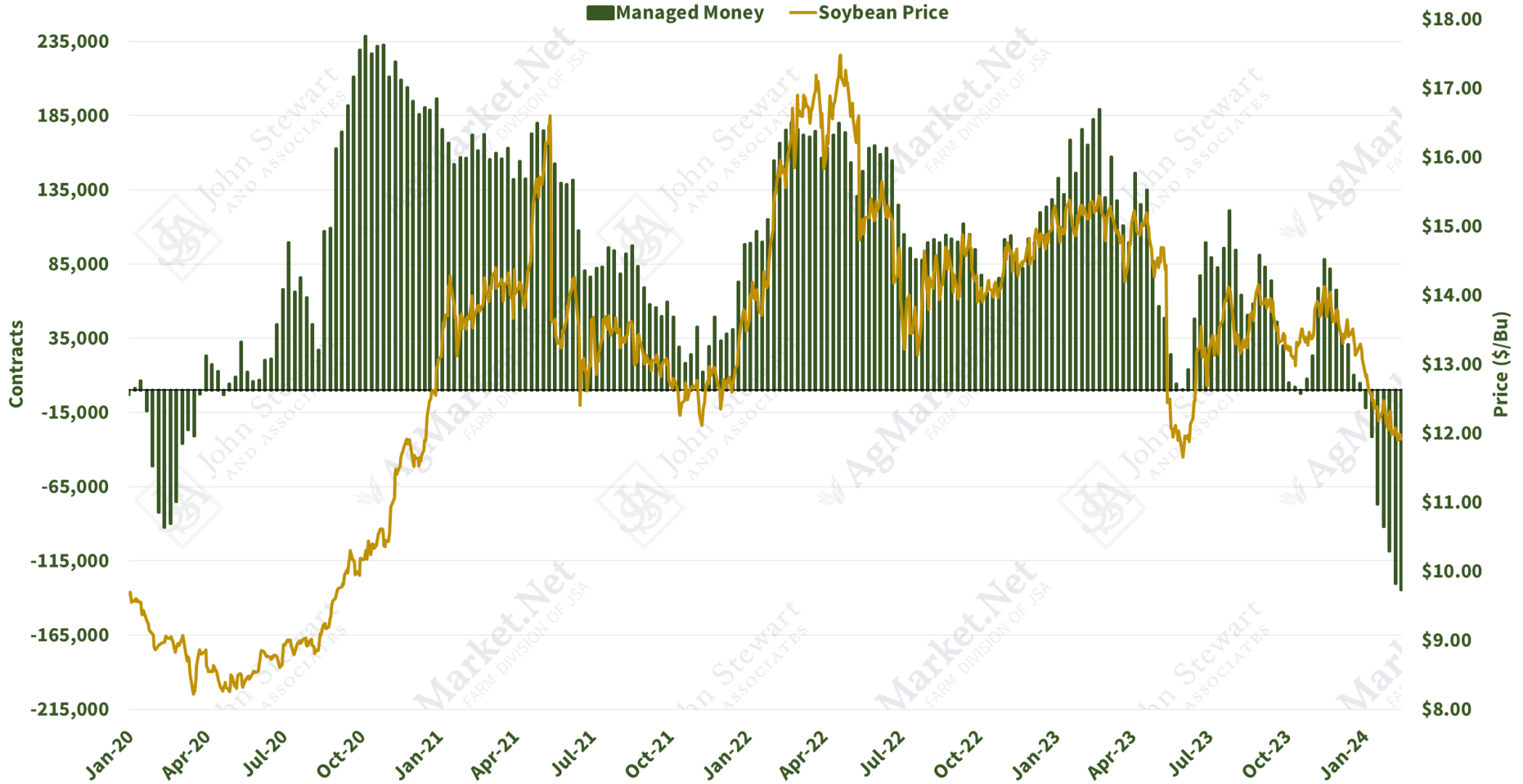
### Net Corn Futures & Options Position and Nearby Futures Price



# Soybean Snapshot (Futures & Options)

Friday, February 16, 2024

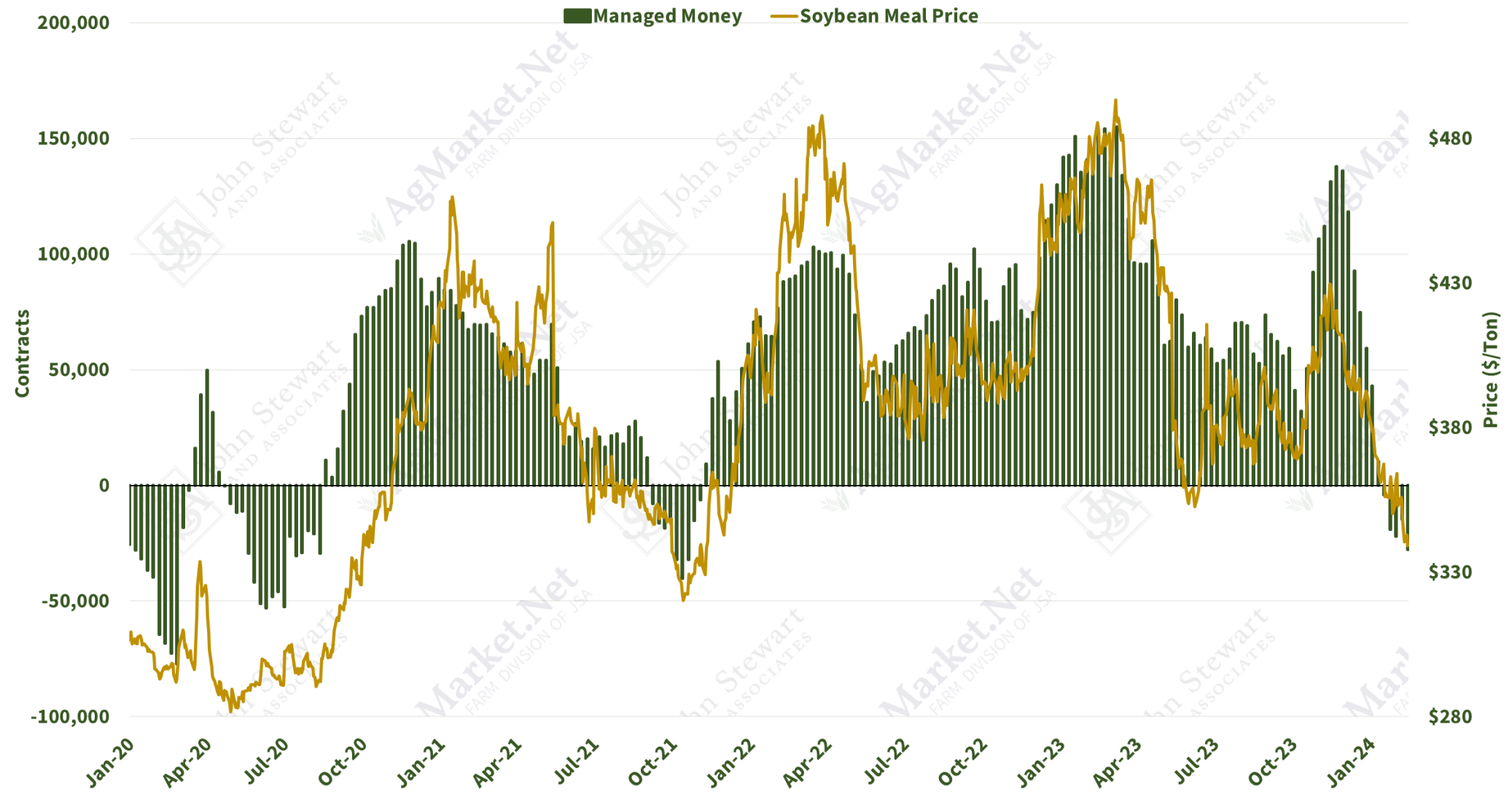
### Net Soybean Futures & Options Position and Nearby Futures Price



# Soybean Meal Snapshot (Futures & Options)

Friday, February 16, 2024

**Net Soybean Meal Futures & Options Position and Nearby Futures Price**

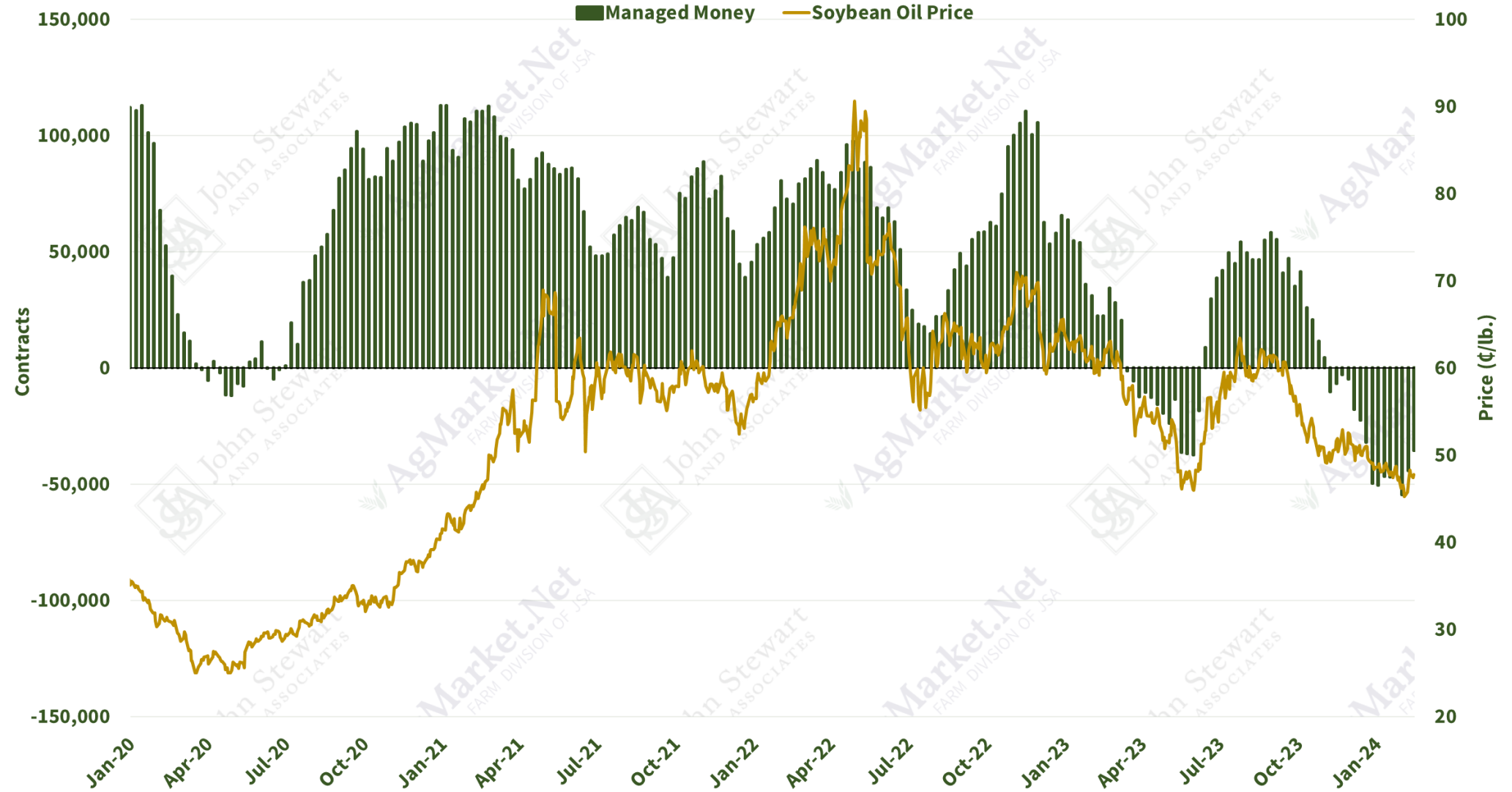




# Soybean Oil Snapshot (Futures & Options)

Friday, February 16, 2024

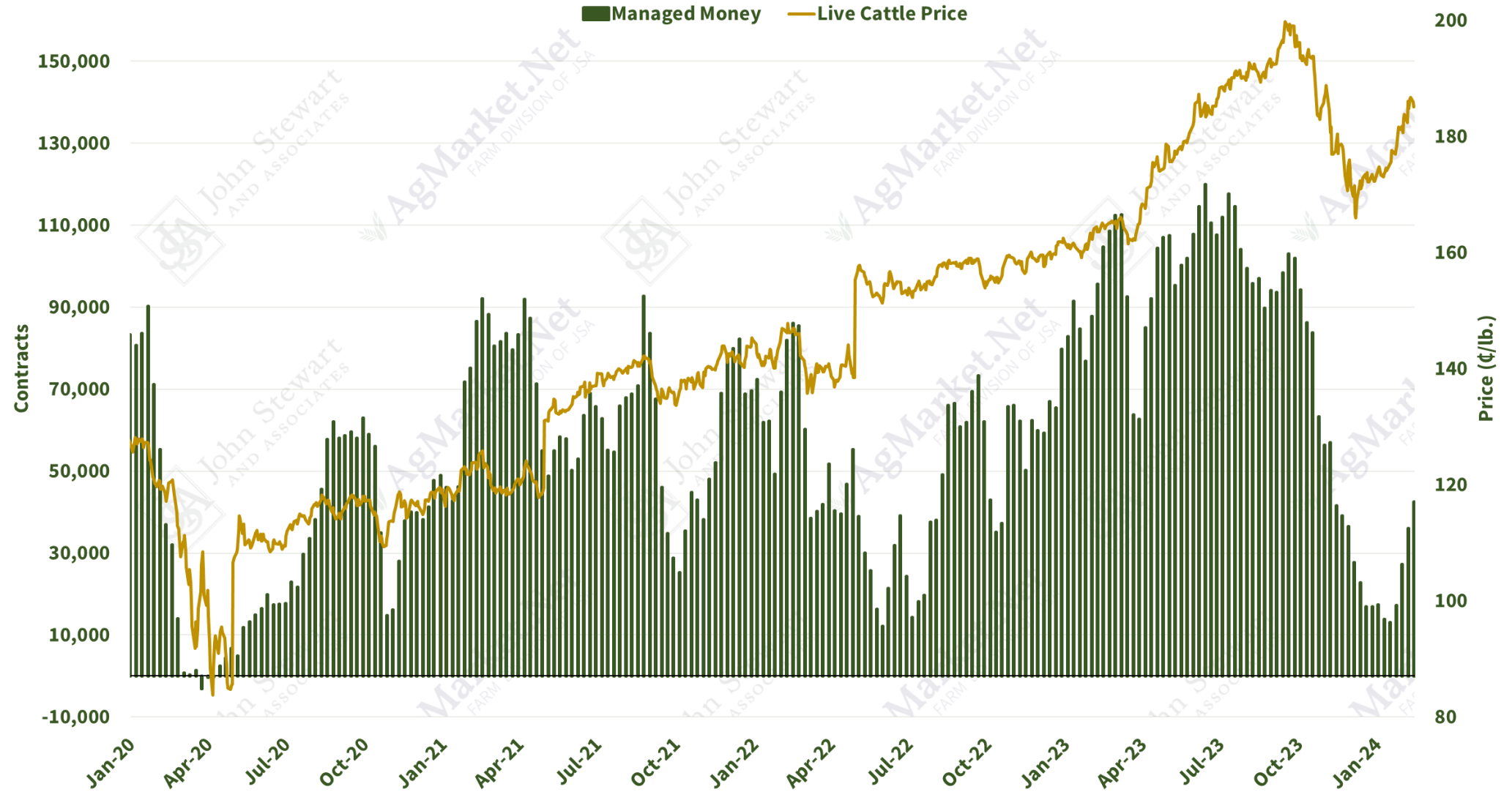
### Net Soybean Oil Futures & Options Position and Nearby Futures Price



# Live Cattle Snapshot (Futures & Options)

Friday, February 16, 2024

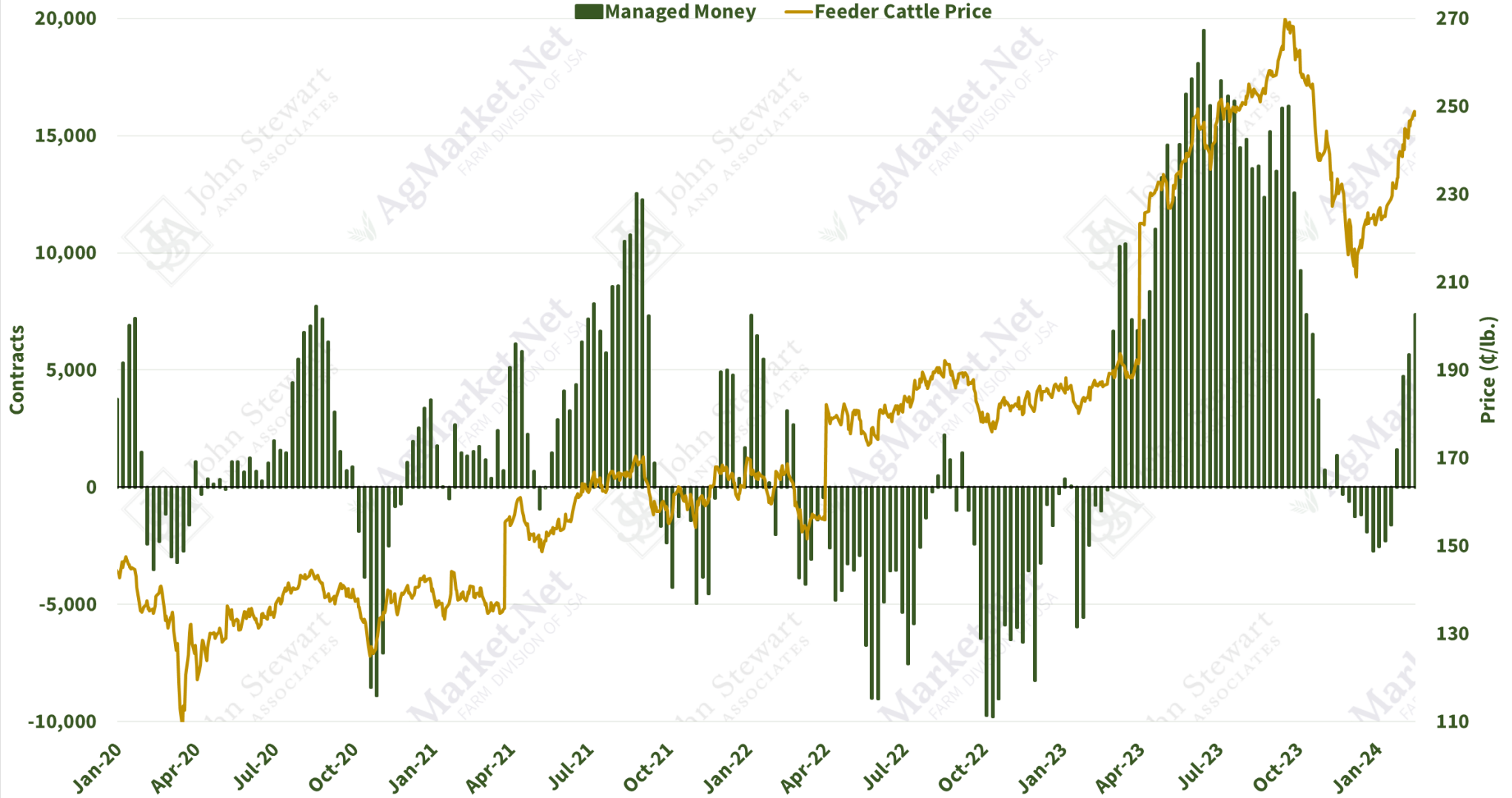
### Net Live Cattle Futures & Options Position and Nearby Futures Price



# Feeder Cattle Snapshot (Futures & Options)

Friday, February 16, 2024

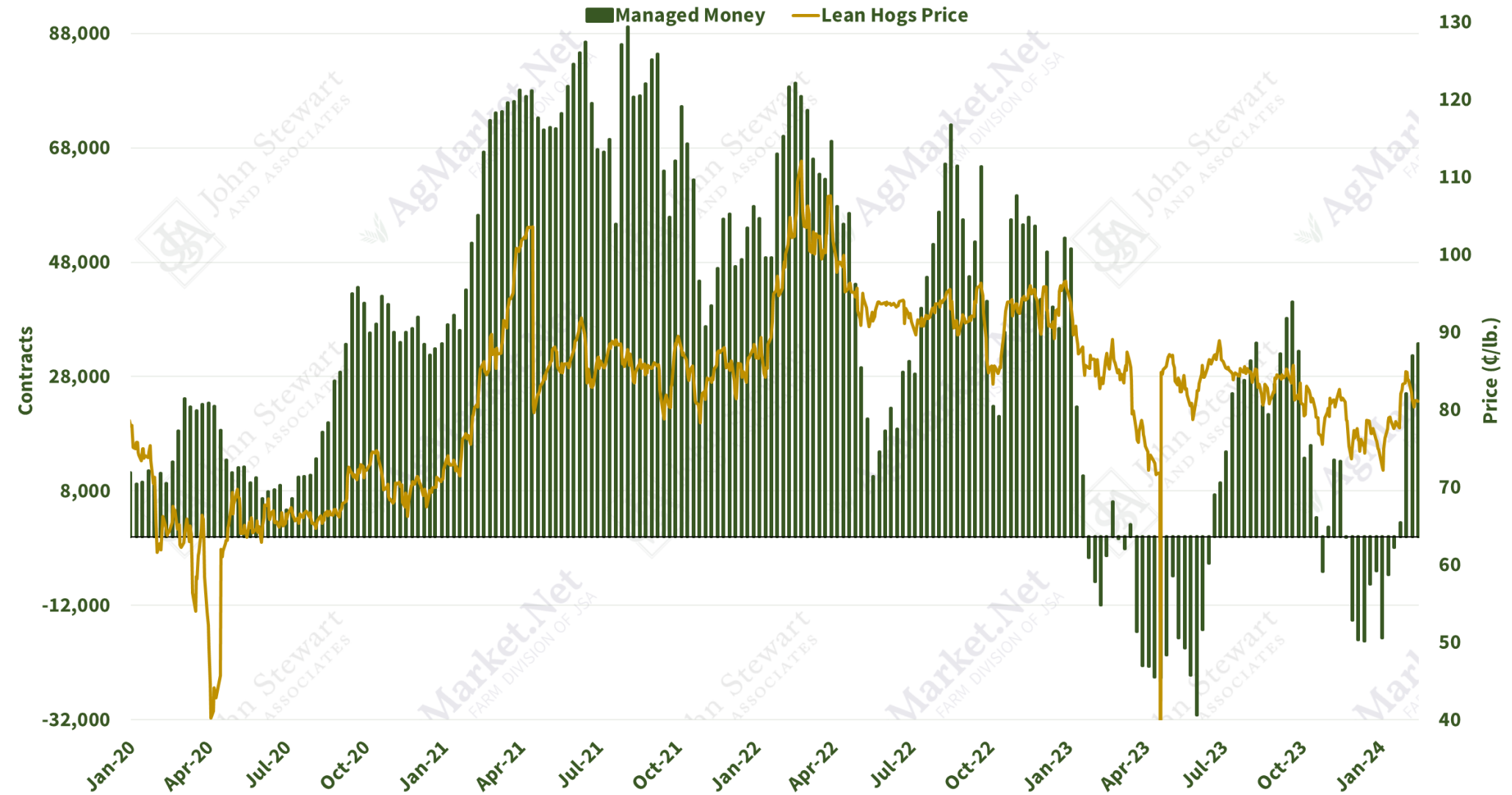
### Net Feeder Cattle Futures & Options Position and Nearby Futures Price



# Lean Hogs Snapshot (Futures & Options)

Friday, February 16, 2024

Net Lean Hogs Futures & Options Position and Nearby Futures Price



Trading commodity futures, options on futures, cash commodities and over-the-counter derivative products involve substantial risk of loss and may not be suitable for all investors. John Stewart and Associates, Inc. does not accept orders to buy or sell by e-mail. The information contained in this message has been obtained from sources believed to be reliable, but is not guaranteed as to its accuracy or completeness. Opinions are solely those of the author, subject to change at any time, and do not constitute a solicitation to buy or sell commodity futures, options, or over-the-counter derivative products. Past performance is not indicative of future results. © John Stewart and Associates, Inc. 2024