

# Commitments of Traders Summary (Futures Only)

\*DATA FOR WEEK ENDING 02/20/2024

Friday, February 23, 2024

## COMMERCIAL

	LONG	SHORT	NET	PRIOR	CHANGE
SRW	51,309	73,366	(22,057)	(37,086)	15,029
HRW	41,467	61,383	(19,916)	(23,252)	3,336
CORN	467,638	419,038	48,600	28,470	20,130
SOYBEAN	335,054	288,638	46,416	46,870	(454)
MEAL	143,483	209,735	(66,252)	(71,027)	4,775
OIL	139,333	223,275	(83,942)	(91,162)	7,220
LIVE CATTLE	51,753	159,731	(107,978)	(100,184)	(7,794)
FEEDER CATTLE	12,031	9,792	2,239	1,826	413
LEAN HOGS	15,403	83,219	(67,816)	(51,104)	(16,712)

## LARGE TRADER

	LONG	SHORT	NET	PRIOR	CHANGE
SRW	43,082	16,403	26,679	28,873	(2,194)
HRW	19,188	10,789	8,399	6,639	1,760
CORN	112,705	50,188	62,517	59,064	3,453
SOYBEAN	47,390	81,004	(33,614)	(37,382)	3,768
MEAL	22,625	40,088	(17,463)	(20,482)	3,019
OIL	47,116	28,643	18,473	12,880	5,593
LIVE CATTLE	32,061	24,384	7,677	6,956	721
FEEDER CATTLE	3,891	7,553	(3,662)	(3,221)	(441)
LEAN HOGS	20,558	52,114	(31,556)	(32,959)	1,403

## SWAP DEALERS

	LONG	SHORT	NET	PRIOR	CHANGE
SRW	79,775	8,112	71,663	70,846	817
HRW	55,152	1,112	54,040	52,683	1,357
CORN	240,941	7,073	233,868	235,034	(1,166)
SOYBEAN	129,002	3,670	125,332	124,768	564
MEAL	95,402	-	95,402	99,757	(4,355)
OIL	120,794	4,325	116,469	116,625	(156)
LIVE CATTLE	53,064	2,212	50,852	51,196	(344)
FEEDER CATTLE	2,329	1,388	941	1,010	(69)
LEAN HOGS	61,085	4,866	56,219	54,347	1,872

## NON REPORTABLE

	LONG	SHORT	NET	PRIOR	CHANGE
SRW	31,337	36,304	(4,967)	(4,753)	(214)
HRW	20,622	23,201	(2,579)	(1,814)	(765)
CORN	162,300	178,701	(16,401)	(17,565)	1,164
SOYBEAN	52,352	63,812	(11,460)	(9,887)	(1,573)
MEAL	47,872	31,569	16,303	16,737	(434)
OIL	27,829	26,415	1,414	(847)	2,261
LIVE CATTLE	30,961	35,715	(4,754)	(4,606)	(148)
FEEDER CATTLE	8,756	15,672	(6,916)	(6,169)	(747)
LEAN HOGS	18,963	23,862	(4,899)	(4,822)	(77)

## MANGED MONEY

	LONG	SHORT	NET	PRIOR	CHANGE
SRW	81,087	152,405	(71,318)	(57,880)	(13,438)
HRW	45,925	85,869	(39,944)	(34,256)	(5,688)
CORN	169,844	498,428	(328,584)	(305,003)	(23,581)
SOYBEAN	53,586	180,260	(126,674)	(124,369)	(2,305)
MEAL	64,642	92,632	(27,990)	(24,985)	(3,005)
OIL	60,794	113,208	(52,414)	(37,496)	(14,918)
LIVE CATTLE	74,414	20,211	54,203	46,638	7,565
FEEDER CATTLE	10,976	3,578	7,398	6,554	844
LEAN HOGS	62,204	14,152	48,052	34,538	13,514

## TOTAL

	LONG	SHORT	NET	PRIOR	CHANGE
SRW	365,133	360,166	4,967	4,753	214
HRW	229,632	227,053	2,579	1,814	765
CORN	1,438,680	1,422,279	16,401	17,565	(1,164)
SOYBEAN	752,567	741,107	11,460	9,887	1,573
MEAL	453,065	469,368	(16,303)	(16,737)	434
OIL	527,656	529,070	(1,414)	847	(2,261)
LIVE CATTLE	259,602	254,848	4,754	4,606	148
FEEDER CATTLE	44,036	37,120	6,916	6,169	747
LEAN HOGS	206,416	201,517	4,899	4,822	77

# Record Positions (Futures Only)

\*DATA FOR WEEK ENDING 02/20/2024

Friday, February 23, 2024

## RECORD COMMERCIAL

	LONG	DATE	SHORT	DATE	LATEST
SRW	32,628	10/4/2016	(161,927)	8/7/2018	(22,057)
HRW	6,050	12/1/2015	(130,381)	7/18/2017	(19,916)
CORN	48,600	<b>2/20/2024</b>	(783,355)	2/23/2021	48,600
SOYBEAN	70,341	9/30/2014	(424,543)	11/10/2020	46,416
MEAL	37,740	9/12/2006	(276,587)	3/7/2023	(66,252)
OIL	(3,790)	1/21/2014	(266,921)	12/24/2019	(83,942)
LIVE CATTLE	(21,580)	10/20/2015	(226,677)	4/23/2019	(107,978)
FEEDER CATTLE	5,848	11/21/2023	(12,916)	10/24/2017	2,239
LEAN HOGS	(12,170)	12/12/2023	(146,448)	9/24/2013	(67,816)

## RECORD LARGE TRADER

	LONG	DATE	SHORT	DATE	LATEST
SRW	65,549	12/12/2017	(26,533)	7/11/2017	26,679
HRW	27,621	10/1/2019	(17,897)	3/10/2015	8,399
CORN	322,373	6/19/2018	(60,251)	10/15/2013	62,517
SOYBEAN	103,151	6/19/2018	(64,307)	9/30/2014	(33,614)
MEAL	48,844	7/24/2018	(23,423)	12/26/2023	(17,463)
OIL	57,851	4/10/2018	(22,572)	5/7/2013	18,473
LIVE CATTLE	36,545	6/4/2019	(33,664)	7/20/2010	7,677
FEEDER CATTLE	4,830	9/20/2016	(6,313)	5/8/2012	(3,662)
LEAN HOGS	27,146	6/25/2019	(39,540)	8/8/2023	(31,556)

## RECORD SWAP DEALERS

	LONG	DATE	SHORT	DATE	LATEST
SRW	123,413	11/18/2014	52,654	10/4/2022	71,663
HRW	54,040	<b>2/20/2024</b>	18,064	10/1/2019	54,040
CORN	412,591	8/10/2010	120,158	9/10/2019	233,868
SOYBEAN	185,600	2/26/2008	40,978	9/25/2012	125,332
MEAL	107,961	1/14/2020	(7,504)	9/5/2006	95,402
OIL	120,263	2/6/2024	27,264	3/17/2009	116,469
LIVE CATTLE	114,534	7/29/2008	42,994	3/21/2023	50,852
FEEDER CATTLE	11,035	7/17/2018	(682)	1/2/2024	941
LEAN HOGS	111,707	6/3/2008	33,821	4/7/2020	56,219

## RECORD NON REPORTABLE

	LONG	DATE	SHORT	DATE	LATEST
SRW	11,273	10/11/2016	(21,271)	8/11/2020	(4,967)
HRW	15,784	4/9/2019	(12,083)	12/17/2013	(2,579)
CORN	99,393	9/17/2019	(160,924)	1/26/2010	(16,401)
SOYBEAN	16,963	5/19/2020	(101,342)	9/30/2014	(11,460)
MEAL	32,282	2/9/2021	(2,262)	11/29/2011	16,303
OIL	25,121	4/19/2016	(14,297)	4/23/2013	1,414
LIVE CATTLE	5,255	9/3/2019	(46,204)	6/10/2008	(4,754)
FEEDER CATTLE	1,324	10/27/2020	(16,409)	3/1/2011	(6,916)
LEAN HOGS	4,741	3/19/2019	(24,733)	11/14/2017	(4,899)

## RECORD MANGED MONEY

	LONG	DATE	SHORT	DATE	LATEST
SRW	66,351	8/7/2018	(171,269)	4/25/2017	(71,318)
HRW	72,845	7/11/2017	(59,759)	5/7/2019	(39,944)
CORN	409,444	3/1/2011	(344,185)	4/23/2019	(328,584)
SOYBEAN	240,937	5/1/2012	(171,141)	5/14/2019	(126,674)
MEAL	155,797	2/21/2023	(75,873)	2/25/2020	(27,990)
OIL	125,722	11/1/2016	(110,846)	9/18/2018	(52,414)
LIVE CATTLE	155,183	4/23/2019	(10,478)	9/17/2019	54,203
FEEDER CATTLE	21,741	2/28/2012	(9,589)	10/4/2022	7,398
LEAN HOGS	96,164	9/24/2013	(35,442)	5/30/2023	48,052

## RECORD TOTAL

	LONG	DATE	SHORT	DATE	LATEST
SRW	21,271	8/11/2020	(11,273)	10/11/2016	4,967
HRW	12,083	12/17/2013	(15,784)	4/9/2019	2,579
CORN	160,924	1/26/2010	(99,393)	9/17/2019	16,401
SOYBEAN	101,342	9/30/2014	(16,963)	5/19/2020	11,460
MEAL	2,262	11/29/2011	(32,282)	2/9/2021	(16,303)
OIL	14,297	4/23/2013	(25,121)	4/19/2016	(1,414)
LIVE CATTLE	46,204	6/10/2008	(5,255)	9/3/2019	4,754
FEEDER CATTLE	16,409	3/1/2011	(1,324)	10/27/2020	6,916
LEAN HOGS	24,733	11/14/2017	(4,741)	3/19/2019	4,899

# Recent History (Futures Only)

Friday, February 23, 2024

## SRW:

## HRW:

## CORN:

Date	Comm.	Swap	Managed Money	Other	Non Reportable
11/28/2023	29,897	68,748	(124,067)	26,863	(1,441)
12/5/2023	11,770	60,801	(100,532)	33,465	(5,504)
12/12/2023	(11,691)	60,234	(71,110)	31,089	(8,522)
12/19/2023	(16,748)	59,987	(66,876)	29,883	(6,246)
12/26/2023	(20,617)	59,141	(60,716)	29,305	(7,113)
1/2/2024	(18,493)	59,269	(64,076)	30,459	(7,159)
1/9/2024	(18,849)	61,281	(61,750)	28,360	(9,042)
1/16/2024	(10,176)	64,240	(76,863)	30,252	(7,453)
1/23/2024	(15,469)	64,798	(70,345)	27,563	(6,547)
1/30/2024	(25,038)	68,878	(67,689)	31,234	(7,385)
2/6/2024	(27,238)	70,412	(69,318)	31,034	(4,890)
2/13/2024	(37,086)	70,846	(57,880)	28,873	(4,753)
2/20/2024	(22,057)	71,663	(71,318)	26,679	(4,967)

Date	Comm.	Swap	Managed Money	Other	Non Reportable
11/28/2023	(248)	36,877	(49,666)	15,231	(2,194)
12/5/2023	(11,821)	36,790	(38,379)	14,854	(1,444)
12/12/2023	(18,771)	35,595	(30,489)	15,111	(1,446)
12/19/2023	(18,784)	35,835	(28,730)	12,534	(855)
12/26/2023	(16,723)	35,887	(30,758)	11,900	(306)
1/2/2024	(19,324)	42,880	(34,182)	11,604	(978)
1/9/2024	(23,199)	45,620	(33,945)	11,214	310
1/16/2024	(18,492)	49,678	(38,122)	10,075	(3,139)
1/23/2024	(23,025)	50,975	(36,821)	10,734	(1,863)
1/30/2024	(30,162)	52,145	(31,878)	11,775	(1,880)
2/6/2024	(27,491)	50,737	(31,759)	9,500	(987)
2/13/2024	(23,252)	52,683	(34,256)	6,639	(1,814)
2/20/2024	(19,916)	54,040	(39,944)	8,399	(2,579)

Date	Comm.	Swap	Managed Money	Other	Non Reportable
11/28/2023	(10,964)	186,124	(212,023)	54,875	(18,012)
12/5/2023	(53,736)	191,490	(156,828)	46,389	(27,315)
12/12/2023	(59,039)	190,569	(149,655)	48,440	(30,315)
12/19/2023	(31,690)	179,592	(182,358)	54,788	(20,332)
12/26/2023	(29,596)	181,473	(172,015)	44,364	(24,226)
1/2/2024	(11,234)	186,332	(200,949)	54,221	(28,370)
1/9/2024	(13,063)	207,084	(237,209)	64,176	(20,988)
1/16/2024	15,543	226,674	(271,650)	51,682	(22,249)
1/23/2024	13,563	225,263	(275,467)	56,267	(19,626)
1/30/2024	4,602	237,125	(279,548)	54,716	(16,895)
2/6/2024	10,285	233,706	(293,678)	64,256	(14,569)
2/13/2024	28,470	235,034	(305,003)	59,064	(17,565)
2/20/2024	48,600	233,868	(328,584)	62,517	(16,401)

## SOYBEANS:

## SOYBEAN MEAL:

## SOYBEAN OIL:

e	Comm.	Swap	Managed Money	Other	Non Reportable
11/28/2023	(130,862)	100,468	71,151	(20,454)	(20,303)
12/5/2023	(109,681)	106,720	37,732	(17,434)	(17,337)
12/12/2023	(105,894)	105,678	31,747	(14,208)	(17,323)
12/19/2023	(90,013)	101,092	10,486	(8,488)	(13,077)
12/26/2023	(85,494)	106,210	11,497	(23,423)	(8,790)
1/2/2024	(72,761)	108,099	(8,870)	(13,058)	(13,410)
1/9/2024	(58,789)	112,409	(33,277)	(4,772)	(15,571)
1/16/2024	(7,057)	119,496	(78,827)	(14,841)	(18,771)
1/23/2024	2,848	120,642	(96,392)	(9,602)	(17,496)
1/30/2024	29,025	126,797	(101,598)	(38,979)	(15,245)
2/6/2024	47,581	124,339	(121,163)	(39,654)	(11,103)
2/13/2024	46,870	124,768	(124,369)	(37,382)	(9,887)
2/20/2024	46,416	125,332	(126,674)	(33,614)	(11,460)

e	Comm.	Swap	Managed Money	Other	Non Reportable
11/28/2023	(230,116)	80,090	139,178	(8,550)	19,398
12/5/2023	(219,893)	81,386	123,670	(7,019)	21,856
12/12/2023	(187,238)	79,849	97,348	(12,604)	22,645
12/19/2023	(162,141)	80,910	79,856	(18,459)	19,834
12/26/2023	(135,624)	81,109	64,404	(23,423)	13,534
1/2/2024	(121,102)	82,949	48,707	(21,769)	11,215
1/9/2024	(100,610)	89,776	16,131	(18,621)	13,324
1/16/2024	(102,992)	96,821	1,506	(12,748)	17,413
1/23/2024	(94,450)	100,570	(13,224)	(7,392)	14,496
1/30/2024	(83,253)	101,135	(17,791)	(16,141)	16,050
2/6/2024	(86,578)	102,574	(10,691)	(23,231)	17,926
2/13/2024	(71,027)	99,757	(24,985)	(20,482)	16,737
2/20/2024	(66,252)	95,402	(27,990)	(17,463)	16,303

Date	Comm.	Swap	Managed Money	Other	Non Reportable
11/28/2023	(120,838)	101,550	(4,866)	18,905	5,249
12/5/2023	(109,730)	103,938	(18,593)	19,849	4,536
12/12/2023	(99,354)	100,053	(23,099)	17,295	5,105
12/19/2023	(90,562)	99,708	(32,223)	15,867	7,210
12/26/2023	(68,830)	97,977	(49,422)	15,602	4,673
1/2/2024	(65,962)	96,574	(50,234)	17,747	1,875
1/9/2024	(76,700)	104,354	(46,170)	16,962	1,554
1/16/2024	(88,620)	113,854	(46,443)	18,856	2,353
1/23/2024	(91,696)	113,761	(43,743)	18,385	3,293
1/30/2024	(78,877)	113,541	(51,066)	13,031	3,371
2/6/2024	(87,500)	120,263	(45,111)	10,510	1,838
2/13/2024	(91,162)	116,625	(37,496)	12,880	(847)
2/20/2024	(83,942)	116,469	(52,414)	18,473	1,414

## LIVE CATTLE:

## FEEDER CATTLE:

## LEAN HOGS:

Date	Comm.	Swap	Managed Money	Other	Non Reportable
11/28/2023	(90,911)	54,584	32,691	7,166	(3,530)
12/5/2023	(89,775)	56,815	26,889	10,569	(4,498)
12/12/2023	(88,736)	54,692	22,233	16,525	(4,714)
12/19/2023	(83,611)	52,810	17,037	17,129	(3,365)
12/26/2023	(83,197)	52,656	16,872	15,926	(2,257)
1/2/2024	(80,869)	52,042	17,852	12,801	(1,826)
1/9/2024	(73,754)	50,491	14,311	9,056	(104)
1/16/2024	(70,939)	48,320	13,410	9,398	(189)
1/23/2024	(74,636)	47,865	17,372	8,960	439
1/30/2024	(83,498)	49,548	30,016	7,198	(3,264)
2/6/2024	(94,501)	50,521	39,572	9,582	(5,174)
2/13/2024	(100,184)	51,196	46,638	6,956	(4,606)
2/20/2024	(107,978)	50,852	54,203	7,677	(4,754)

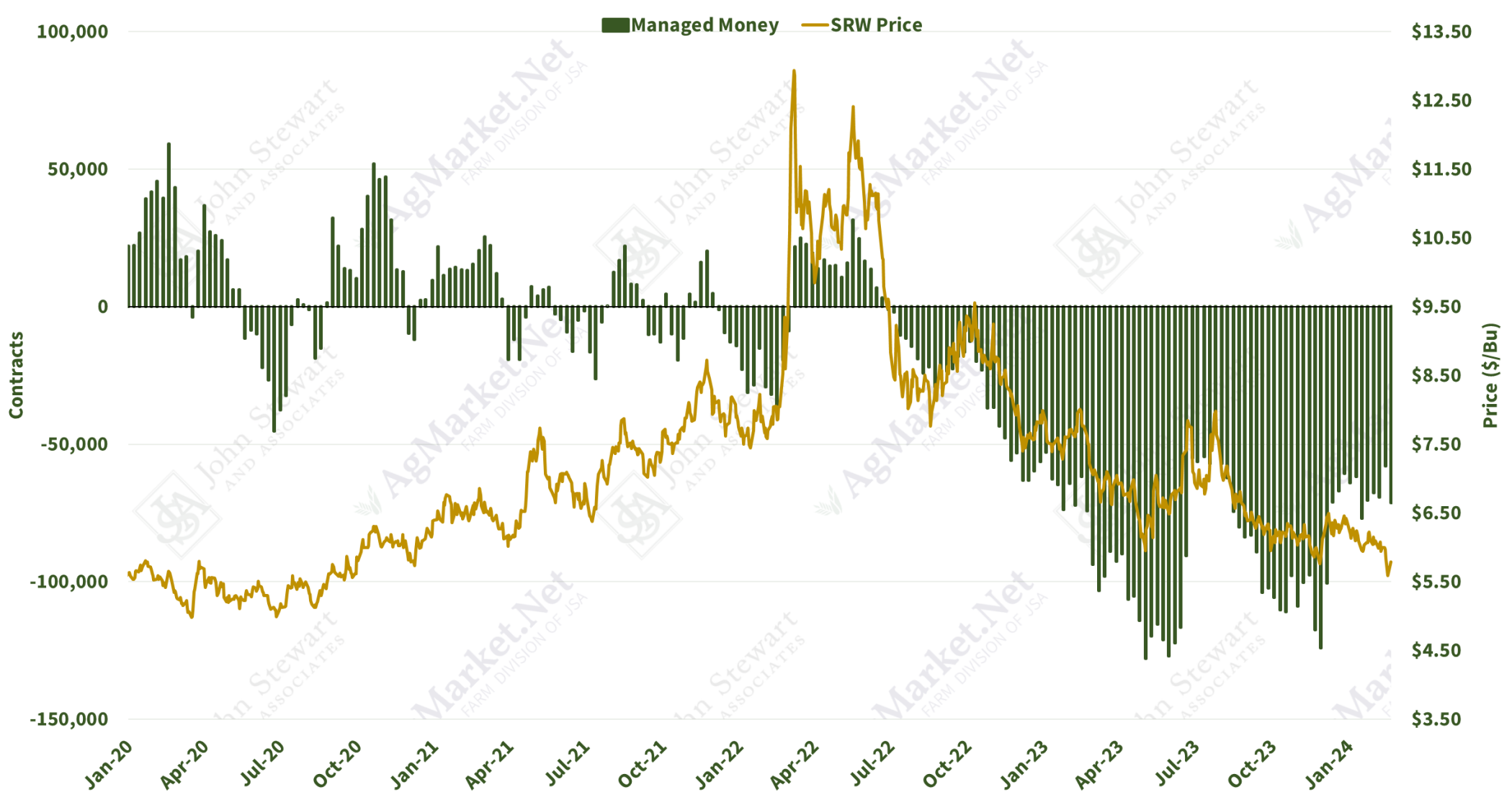
Date	Comm.	Swap	Managed Money	Other	Non Reportable
11/28/2023	4,549	(537)	(1,179)	(3,836)	1,003
12/5/2023	4,183	(630)	(1,819)	(3,022)	1,288
12/12/2023	3,625	(446)	(1,663)	(2,080)	564
12/19/2023	4,277	(439)	(2,258)	(1,644)	64
12/26/2023	4,782	(511)	(3,092)	(1,134)	(45)
1/2/2024	5,041	(682)	(2,817)	(1,690)	148
1/9/2024	5,446	(405)	(2,464)	(2,043)	(534)
1/16/2024	4,867	(305)	(1,737)	(1,681)	(1,144)
1/23/2024	3,122	(348)	1,561	(2,201)	(2,134)
1/30/2024	1,839	969	4,205	(2,946)	(4,067)
2/6/2024	2,150	998	4,956	(2,589)	(5,515)
2/13/2024	1,826	1,010	6,554	(3,221)	(6,169)
2/20/2024	2,239	941	7,398	(3,662)	(6,916)

Date	Comm.	Swap	Managed Money	Other	Non Reportable
11/28/2023	(15,813)	43,006	(14,743)	(10,533)	(1,917)
12/5/2023	(14,573)	44,018	(16,969)	(7,721)	(4,755)
12/12/2023	(12,170)	45,046	(18,430)	(10,025)	(4,421)
12/19/2023	(16,705)	44,047	(8,238)	(13,336)	(5,768)
12/26/2023	(17,404)	45,240	(5,890)	(15,276)	(6,670)
1/2/2024	(12,393)	46,861	(17,286)	(11,160)	(6,022)
1/9/2024	(18,159)	47,796	(6,894)	(17,602)	(5,141)
1/16/2024	(19,718)	51,180	(2,099)	(23,384)	(5,979)
1/23/2024	(23,174)	51,195	2,492	(26,354)	(4,159)
1/30/2024	(39,717)	54,513	25,947	(35,741)	(5,002)
2/6/2024	(48,389)	54,668	33,846	(33,651)	(6,474)
2/13/2024	(51,104)	54,347	34,538	(32,959)	(4,822)
2/20/2024	(67,816)	56,219	48,052	(31,556)	(4,899)

# SRW Snapshot (Futures Only)

Friday, February 23, 2024

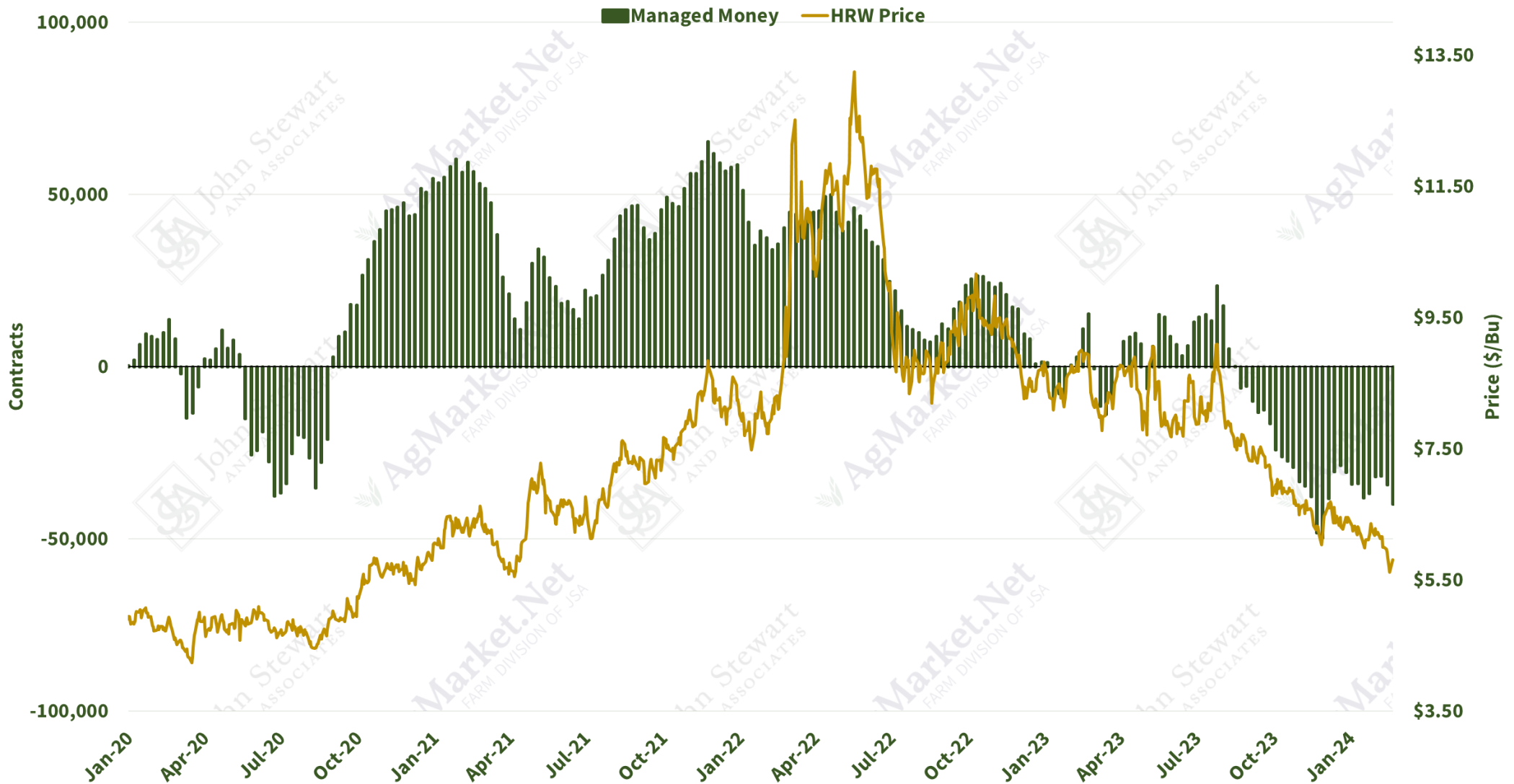
### Net SRW Futures Only Position and Nearby Futures Price



# HRW Snapshot (Futures Only)

Friday, February 23, 2024

### Net HRW Futures Only Position and Nearby Futures Price

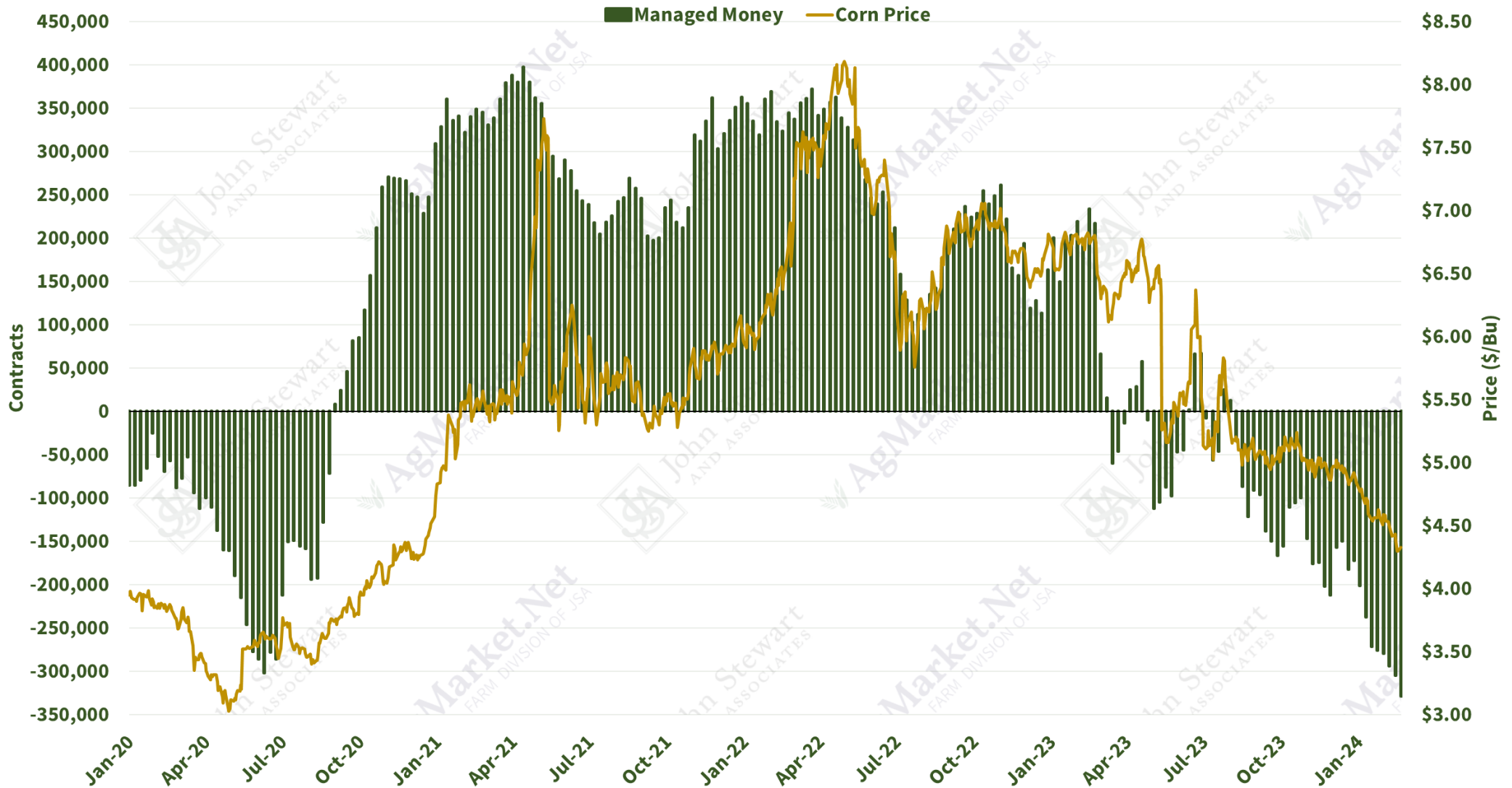




# Corn Snapshot (Futures Only)

Friday, February 23, 2024

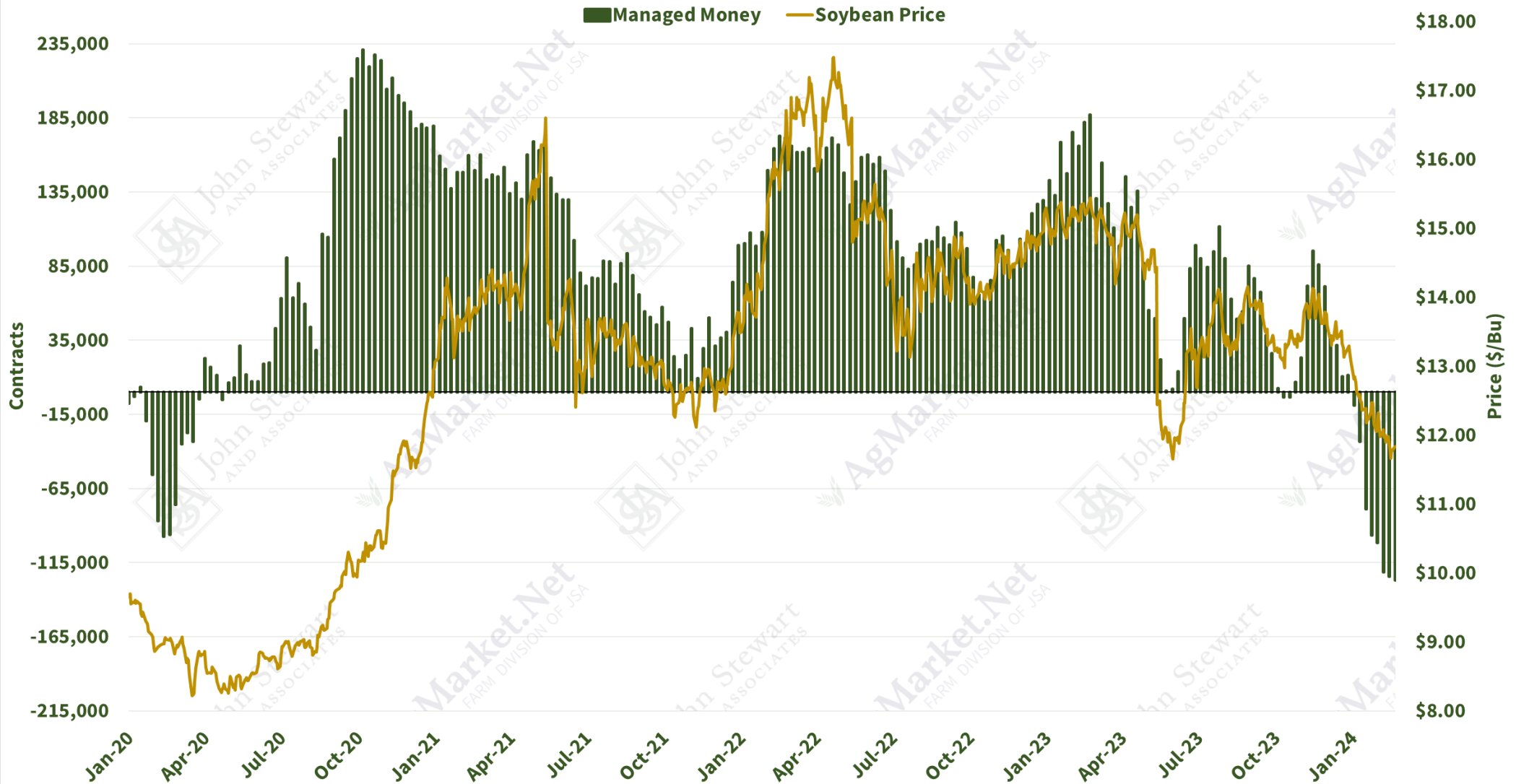
### Net Corn Futures Only Position and Nearby Futures Price



# Soybean Snapshot (Futures Only)

Friday, February 23, 2024

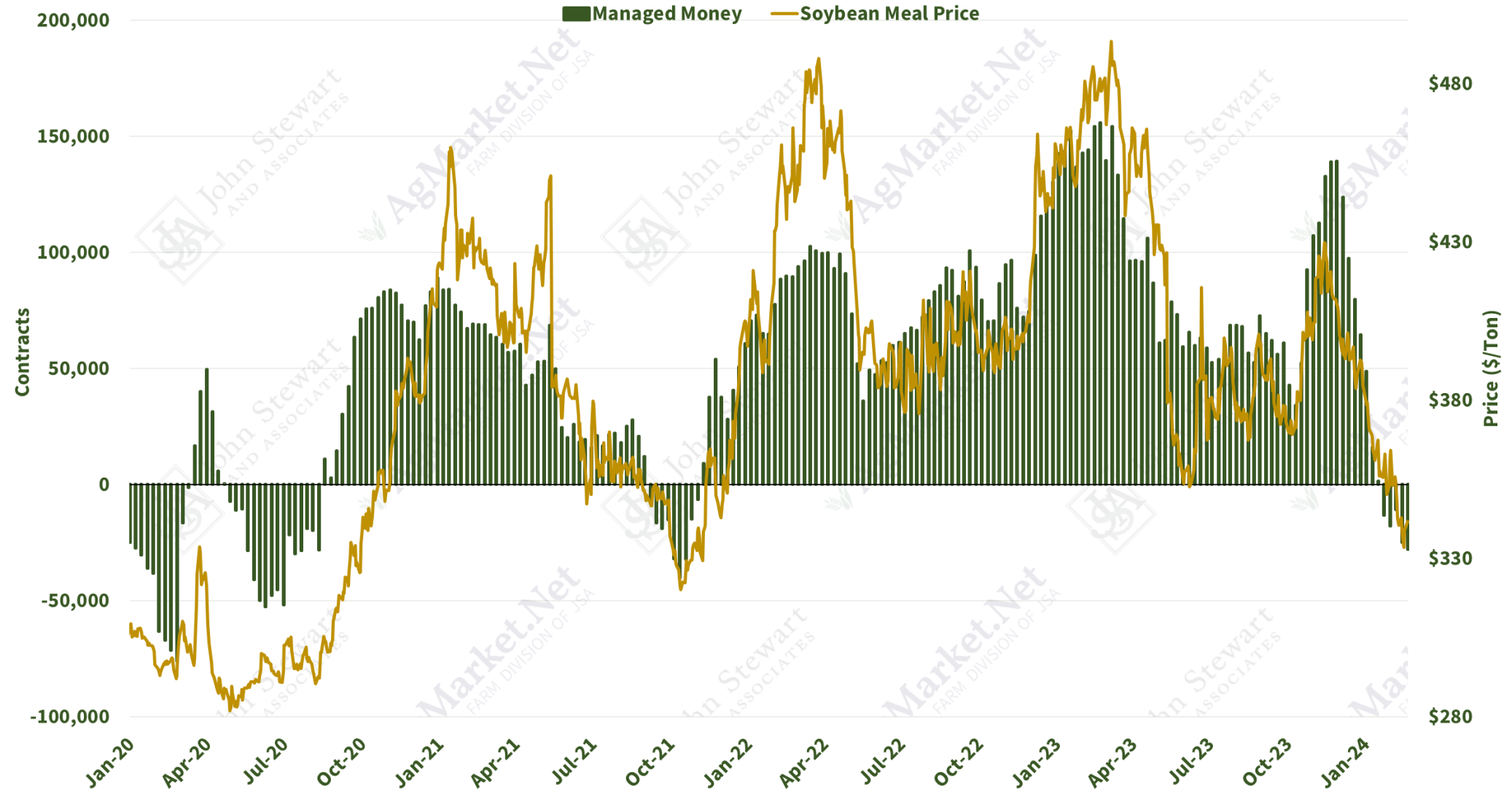
### Net Soybean Futures Only Position and Nearby Futures Price



# Soybean Meal Snapshot (Futures Only)

Friday, February 23, 2024

### Net Soybean Meal Futures Only Position and Nearby Futures Price

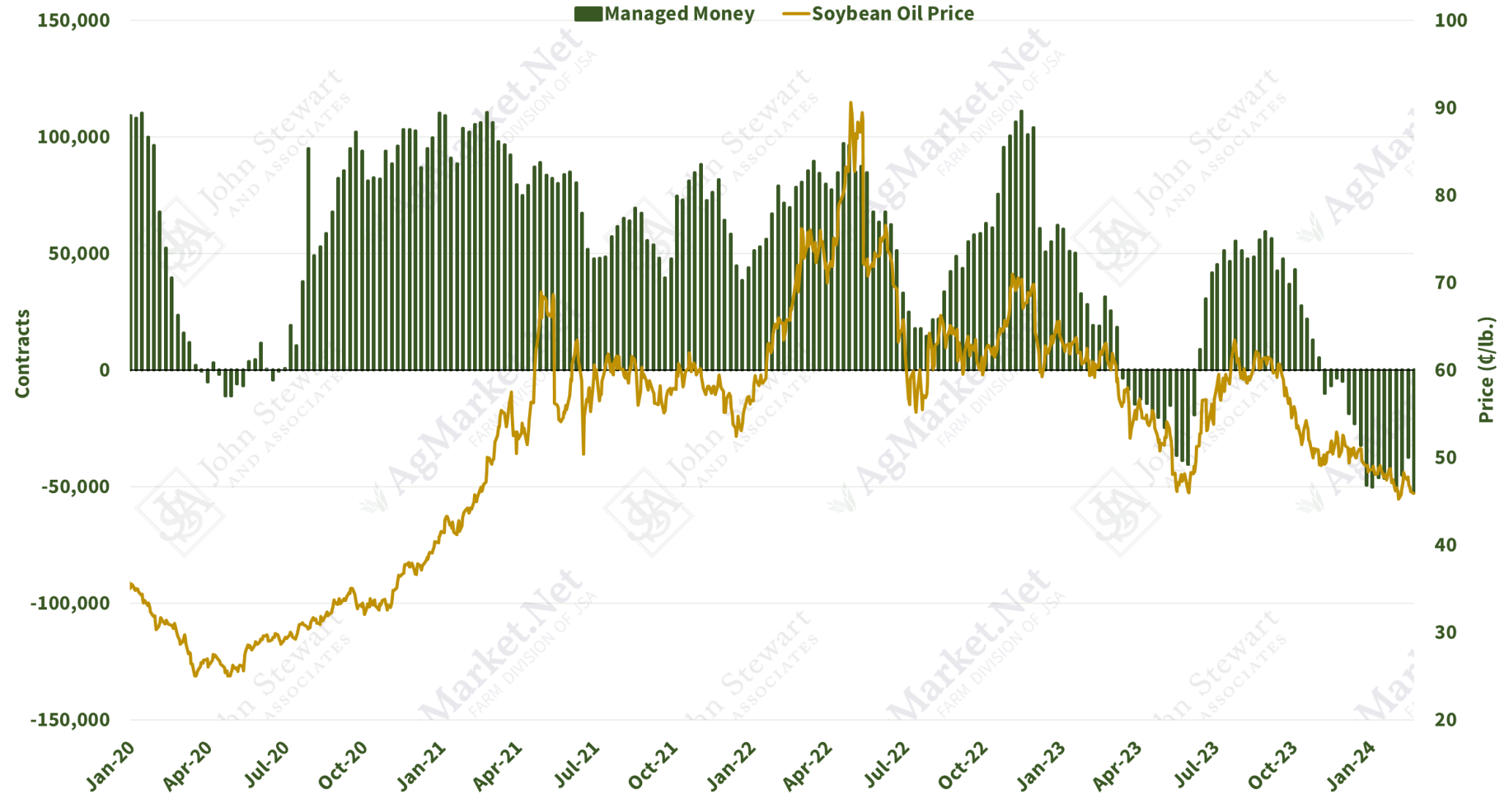




# Soybean Oil Snapshot (Futures Only)

Friday, February 23, 2024

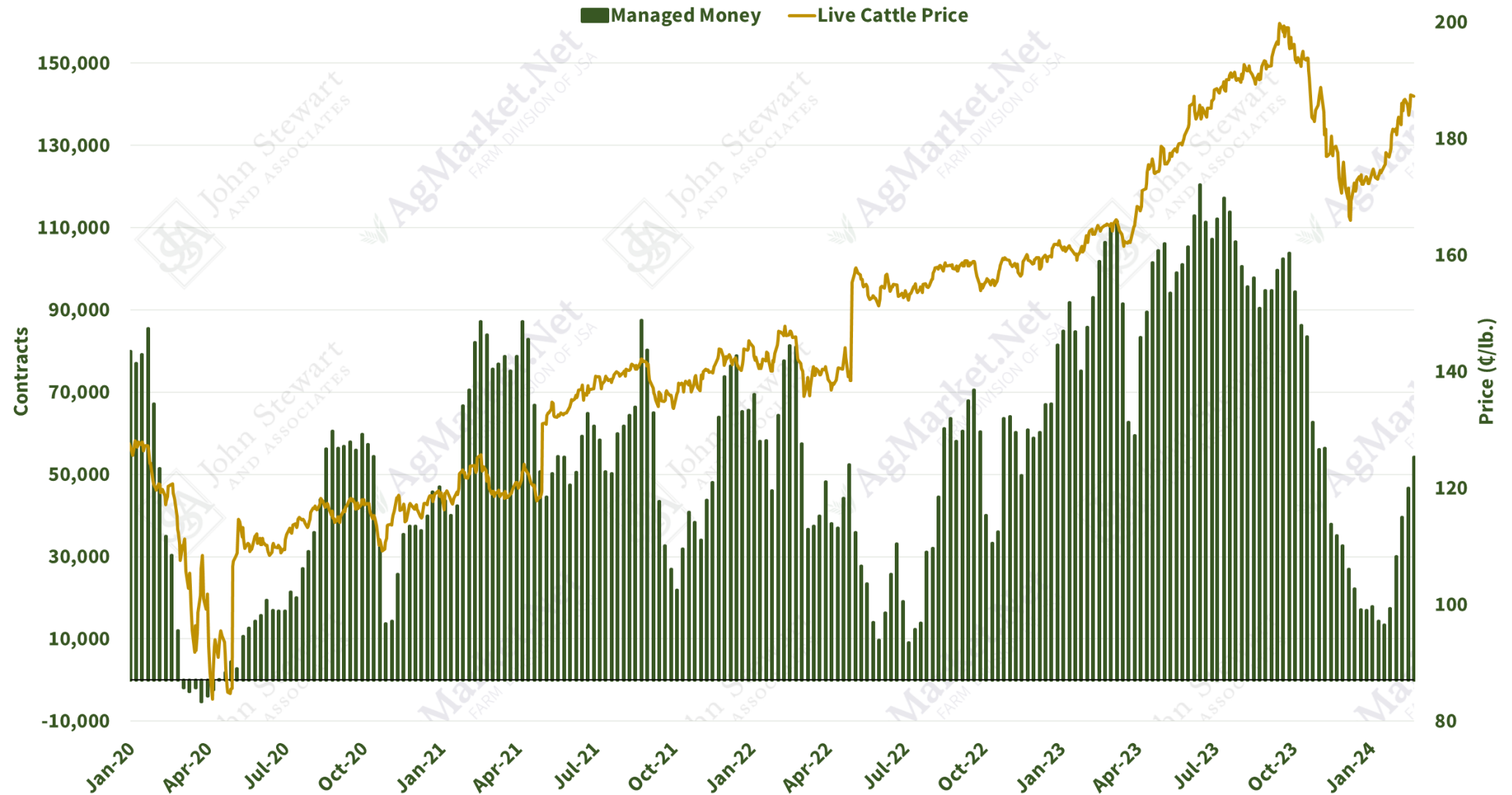
### Net Soybean Oil Futures Only Position and Nearby Futures Price



# Live Cattle Snapshot (Futures Only)

Friday, February 23, 2024

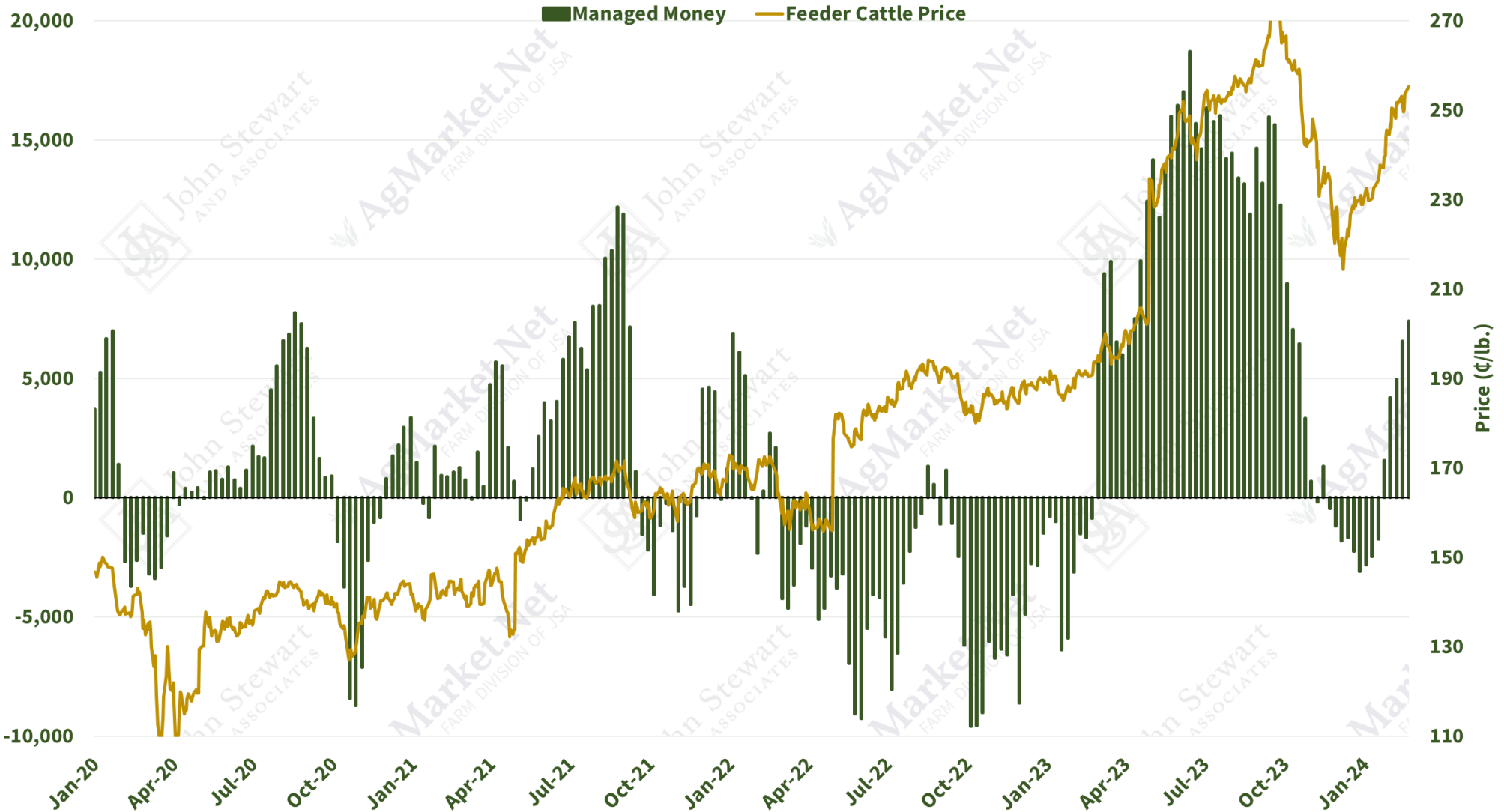
### Net Live Cattle Futures Only Position and Nearby Futures Price



# Feeder Cattle Snapshot (Futures Only)

Friday, February 23, 2024

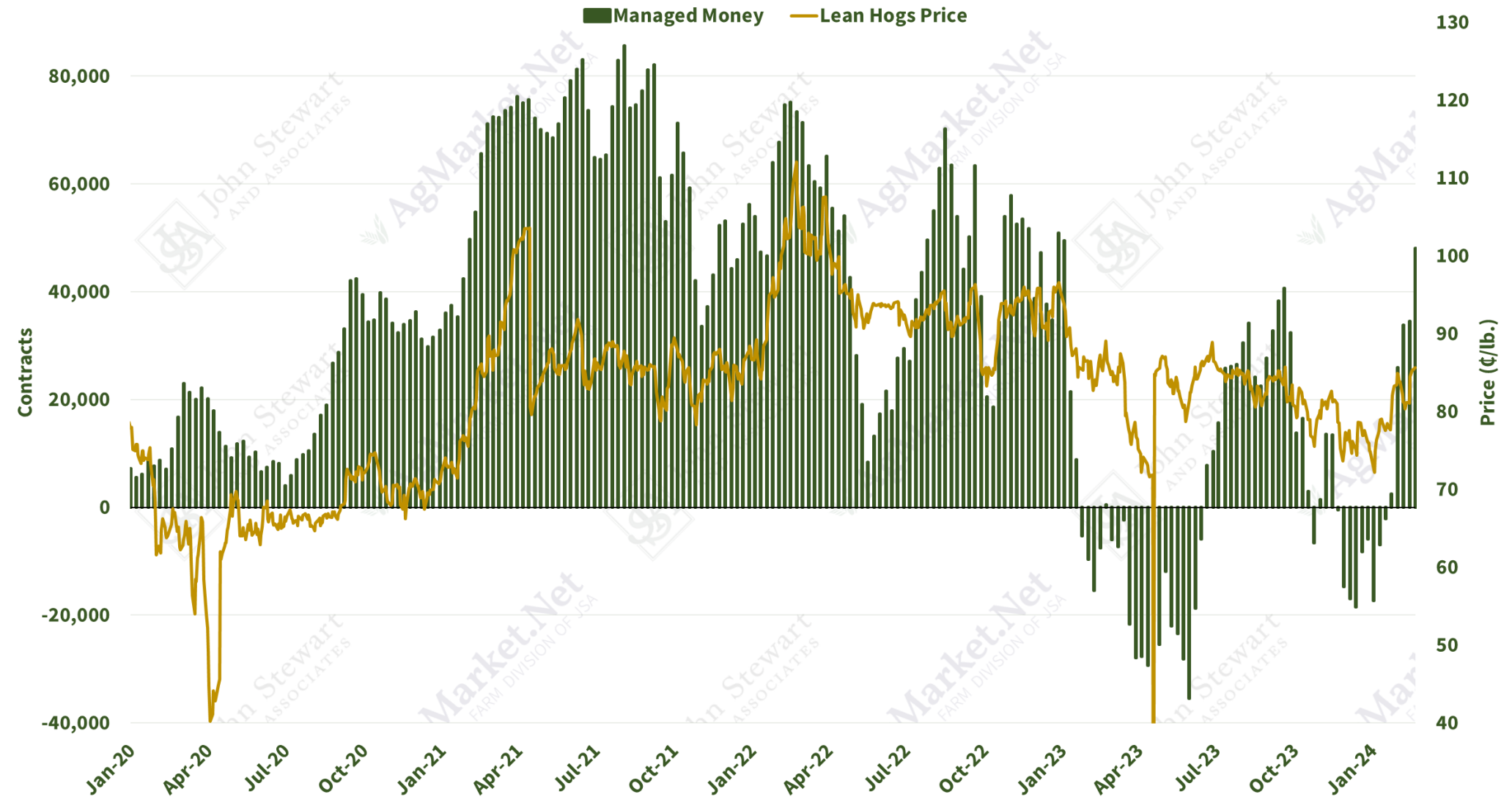
### Net Feeder Cattle Futures Only Position and Nearby Futures Price



# Lean Hogs Snapshot (Futures Only)

Friday, February 23, 2024

**Net Lean Hogs Futures Only Position and Nearby Futures Price**



Trading commodity futures, options on futures, cash commodities and over-the-counter derivative products involve substantial risk of loss and may not be suitable for all investors. John Stewart & Associates, Inc. does not accept orders to buy or sell by e-mail. The information contained in this message has been obtained from sources believed to be reliable, but is not guaranteed as to its accuracy or completeness. Opinions are solely those of the author, subject to change at any time, and do not constitute a solicitation to buy or sell commodity futures, options, or over-the-counter derivative products. Past performance is not indicative of future results. © John Stewart & Associates, Inc. 2024