

# Commitments of Traders Summary (Futures Only)

\*DATA FOR WEEK ENDING 02/13/2024

Friday, February 16, 2024

## COMMERCIAL

	LONG	SHORT	NET	PRIOR	CHANGE
SRW	48,951	86,037	(37,086)	(27,238)	(9,848)
HRW	40,285	63,537	(23,252)	(27,491)	4,239
CORN	458,996	430,526	28,470	10,285	18,185
SOYBEAN	314,749	267,879	46,870	47,581	(711)
MEAL	138,550	209,577	(71,027)	(86,578)	15,551
OIL	143,707	234,869	(91,162)	(87,500)	(3,662)
LIVE CATTLE	53,099	153,283	(100,184)	(94,501)	(5,683)
FEEDER CATTLE	11,865	10,039	1,826	2,150	(324)
LEAN HOGS	20,010	71,114	(51,104)	(48,389)	(2,715)

## LARGE TRADER

	LONG	SHORT	NET	PRIOR	CHANGE
SRW	45,233	16,360	28,873	31,034	(2,161)
HRW	17,451	10,812	6,639	9,500	(2,861)
CORN	104,110	45,046	59,064	64,256	(5,192)
SOYBEAN	37,975	75,357	(37,382)	(39,654)	2,272
MEAL	19,064	39,546	(20,482)	(23,231)	2,749
OIL	40,213	27,333	12,880	10,510	2,370
LIVE CATTLE	32,196	25,240	6,956	9,582	(2,626)
FEEDER CATTLE	3,613	6,834	(3,221)	(2,589)	(632)
LEAN HOGS	19,462	52,421	(32,959)	(33,651)	692

## SWAP DEALERS

	LONG	SHORT	NET	PRIOR	CHANGE
SRW	78,825	7,979	70,846	70,412	434
HRW	53,814	1,131	52,683	50,737	1,946
CORN	243,179	8,145	235,034	233,706	1,328
SOYBEAN	128,578	3,810	124,768	124,339	429
MEAL	99,757	-	99,757	102,574	(2,817)
OIL	120,822	4,197	116,625	120,263	(3,638)
LIVE CATTLE	53,195	1,999	51,196	50,521	675
FEEDER CATTLE	2,351	1,341	1,010	998	12
LEAN HOGS	58,946	4,599	54,347	54,668	(321)

## NON REPORTABLE

	LONG	SHORT	NET	PRIOR	CHANGE
SRW	29,853	34,606	(4,753)	(4,890)	137
HRW	20,715	22,529	(1,814)	(987)	(827)
CORN	157,423	174,988	(17,565)	(14,569)	(2,996)
SOYBEAN	52,898	62,785	(9,887)	(11,103)	1,216
MEAL	48,351	31,614	16,737	17,926	(1,189)
OIL	27,680	28,527	(847)	1,838	(2,685)
LIVE CATTLE	31,859	36,465	(4,606)	(5,174)	568
FEEDER CATTLE	9,351	15,520	(6,169)	(5,515)	(654)
LEAN HOGS	18,474	23,296	(4,822)	(6,474)	1,652

## MANGED MONEY

	LONG	SHORT	NET	PRIOR	CHANGE
SRW	79,676	137,556	(57,880)	(69,318)	11,438
HRW	45,435	79,691	(34,256)	(31,759)	(2,497)
CORN	177,104	482,107	(305,003)	(293,678)	(11,325)
SOYBEAN	49,000	173,369	(124,369)	(121,163)	(3,206)
MEAL	60,673	85,658	(24,985)	(10,691)	(14,294)
OIL	65,489	102,985	(37,496)	(45,111)	7,615
LIVE CATTLE	65,443	18,805	46,638	39,572	7,066
FEEDER CATTLE	10,423	3,869	6,554	4,956	1,598
LEAN HOGS	51,466	16,928	34,538	33,846	692

## TOTAL

	LONG	SHORT	NET	PRIOR	CHANGE
SRW	366,156	361,403	4,753	4,890	(137)
HRW	232,204	230,390	1,814	987	827
CORN	1,452,968	1,435,403	17,565	14,569	2,996
SOYBEAN	716,802	706,915	9,887	11,103	(1,216)
MEAL	446,162	462,899	(16,737)	(17,926)	1,189
OIL	528,720	527,873	847	(1,838)	2,685
LIVE CATTLE	255,264	250,658	4,606	5,174	(568)
FEEDER CATTLE	42,081	35,912	6,169	5,515	654
LEAN HOGS	193,697	188,875	4,822	6,474	(1,652)

# Record Positions (Futures Only)

\*DATA FOR WEEK ENDING 02/13/2024

Friday, February 16, 2024

## RECORD COMMERCIAL

	LONG	DATE	SHORT	DATE	LATEST
SRW	32,628	10/4/2016	(161,927)	8/7/2018	(37,086)
HRW	6,050	12/1/2015	(130,381)	7/18/2017	(23,252)
CORN	35,113	6/23/2020	(783,355)	2/23/2021	28,470
SOYBEAN	70,341	9/30/2014	(424,543)	11/10/2020	46,870
MEAL	37,740	9/12/2006	(276,587)	3/7/2023	(71,027)
OIL	(3,790)	1/21/2014	(266,921)	12/24/2019	(91,162)
LIVE CATTLE	(21,580)	10/20/2015	(226,677)	4/23/2019	(100,184)
FEEDER CATTLE	5,848	11/21/2023	(12,916)	10/24/2017	1,826
LEAN HOGS	(12,170)	12/12/2023	(146,448)	9/24/2013	(51,104)

## RECORD LARGE TRADER

	LONG	DATE	SHORT	DATE	LATEST
SRW	65,549	12/12/2017	(26,533)	7/11/2017	28,873
HRW	27,621	10/1/2019	(17,897)	3/10/2015	6,639
CORN	322,373	6/19/2018	(60,251)	10/15/2013	59,064
SOYBEAN	103,151	6/19/2018	(64,307)	9/30/2014	(37,382)
MEAL	48,844	7/24/2018	(23,423)	12/26/2023	(20,482)
OIL	57,851	4/10/2018	(22,572)	5/7/2013	12,880
LIVE CATTLE	36,545	6/4/2019	(33,664)	7/20/2010	6,956
FEEDER CATTLE	4,830	9/20/2016	(6,313)	5/8/2012	(3,221)
LEAN HOGS	27,146	6/25/2019	(39,540)	8/8/2023	(32,959)

## RECORD SWAP DEALERS

	LONG	DATE	SHORT	DATE	LATEST
SRW	123,413	11/18/2014	52,654	10/4/2022	70,846
HRW	52,683	<b>2/13/2024</b>	18,064	10/1/2019	52,683
CORN	412,591	8/10/2010	120,158	9/10/2019	235,034
SOYBEAN	185,600	2/26/2008	40,978	9/25/2012	124,768
MEAL	107,961	1/14/2020	(7,504)	9/5/2006	99,757
OIL	120,263	2/6/2024	27,264	3/17/2009	116,625
LIVE CATTLE	114,534	7/29/2008	42,994	3/21/2023	51,196
FEEDER CATTLE	11,035	7/17/2018	(682)	1/2/2024	1,010
LEAN HOGS	111,707	6/3/2008	33,821	4/7/2020	54,347

## RECORD NON REPORTABLE

	LONG	DATE	SHORT	DATE	LATEST
SRW	11,273	10/11/2016	(21,271)	8/11/2020	(4,753)
HRW	15,784	4/9/2019	(12,083)	12/17/2013	(1,814)
CORN	99,393	9/17/2019	(160,924)	1/26/2010	(17,565)
SOYBEAN	16,963	5/19/2020	(101,342)	9/30/2014	(9,887)
MEAL	32,282	2/9/2021	(2,262)	11/29/2011	16,737
OIL	25,121	4/19/2016	(14,297)	4/23/2013	(847)
LIVE CATTLE	5,255	9/3/2019	(46,204)	6/10/2008	(4,606)
FEEDER CATTLE	1,324	10/27/2020	(16,409)	3/1/2011	(6,169)
LEAN HOGS	4,741	3/19/2019	(24,733)	11/14/2017	(4,822)

## RECORD MANGED MONEY

	LONG	DATE	SHORT	DATE	LATEST
SRW	66,351	8/7/2018	(171,269)	4/25/2017	(57,880)
HRW	72,845	7/11/2017	(59,759)	5/7/2019	(34,256)
CORN	409,444	3/1/2011	(344,185)	4/23/2019	(305,003)
SOYBEAN	240,937	5/1/2012	(171,141)	5/14/2019	(124,369)
MEAL	155,797	2/21/2023	(75,873)	2/25/2020	(24,985)
OIL	125,722	11/1/2016	(110,846)	9/18/2018	(37,496)
LIVE CATTLE	155,183	4/23/2019	(10,478)	9/17/2019	46,638
FEEDER CATTLE	21,741	2/28/2012	(9,589)	10/4/2022	6,554
LEAN HOGS	96,164	9/24/2013	(35,442)	5/30/2023	34,538

## RECORD TOTAL

	LONG	DATE	SHORT	DATE	LATEST
SRW	21,271	8/11/2020	(11,273)	10/11/2016	4,753
HRW	12,083	12/17/2013	(15,784)	4/9/2019	1,814
CORN	160,924	1/26/2010	(99,393)	9/17/2019	17,565
SOYBEAN	101,342	9/30/2014	(16,963)	5/19/2020	9,887
MEAL	2,262	11/29/2011	(32,282)	2/9/2021	(16,737)
OIL	14,297	4/23/2013	(25,121)	4/19/2016	847
LIVE CATTLE	46,204	6/10/2008	(5,255)	9/3/2019	4,606
FEEDER CATTLE	16,409	3/1/2011	(1,324)	10/27/2020	6,169
LEAN HOGS	24,733	11/14/2017	(4,741)	3/19/2019	4,822

# Recent History (Futures Only)

Friday, February 16, 2024

## SRW:

## HRW:

## CORN:

Date	Comm.	Swap	Managed Money	Other	Non Reportable
11/21/2023	5,838	70,317	(117,417)	39,886	1,376
11/28/2023	29,897	68,748	(124,067)	26,863	(1,441)
12/5/2023	11,770	60,801	(100,532)	33,465	(5,504)
12/12/2023	(11,691)	60,234	(71,110)	31,089	(8,522)
12/19/2023	(16,748)	59,987	(66,876)	29,883	(6,246)
12/26/2023	(20,617)	59,141	(60,716)	29,305	(7,113)
1/2/2024	(18,493)	59,269	(64,076)	30,459	(7,159)
1/9/2024	(18,849)	61,281	(61,750)	28,360	(9,042)
1/16/2024	(10,176)	64,240	(76,863)	30,252	(7,453)
1/23/2024	(15,469)	64,798	(70,345)	27,563	(6,547)
1/30/2024	(25,038)	68,878	(67,689)	31,234	(7,385)
2/6/2024	(27,238)	70,412	(69,318)	31,034	(4,890)
2/13/2024	(37,086)	70,846	(57,880)	28,873	(4,753)

Date	Comm.	Swap	Managed Money	Other	Non Reportable
11/21/2023	(94)	38,066	(48,347)	12,070	(1,695)
11/28/2023	(248)	36,877	(49,666)	15,231	(2,194)
12/5/2023	(11,821)	36,790	(38,379)	14,854	(1,444)
12/12/2023	(18,771)	35,595	(30,489)	15,111	(1,446)
12/19/2023	(18,784)	35,835	(28,730)	12,534	(855)
12/26/2023	(16,723)	35,887	(30,758)	11,900	(306)
1/2/2024	(19,324)	42,880	(34,182)	11,604	(978)
1/9/2024	(23,199)	45,620	(33,945)	11,214	310
1/16/2024	(18,492)	49,678	(38,122)	10,075	(3,139)
1/23/2024	(23,025)	50,975	(36,821)	10,734	(1,863)
1/30/2024	(30,162)	52,145	(31,878)	11,775	(1,880)
2/6/2024	(27,491)	50,737	(31,759)	9,500	(987)
2/13/2024	(23,252)	52,683	(34,256)	6,639	(1,814)

Date	Comm.	Swap	Managed Money	Other	Non Reportable
11/21/2023	(45,553)	188,776	(201,790)	77,784	(19,217)
11/28/2023	(10,964)	186,124	(212,023)	54,875	(18,012)
12/5/2023	(53,736)	191,490	(156,828)	46,389	(27,315)
12/12/2023	(59,039)	190,569	(149,655)	48,440	(30,315)
12/19/2023	(31,690)	179,592	(182,358)	54,788	(20,332)
12/26/2023	(29,596)	181,473	(172,015)	44,364	(24,226)
1/2/2024	(11,234)	186,332	(200,949)	54,221	(28,370)
1/9/2024	(13,063)	207,084	(237,209)	64,176	(20,988)
1/16/2024	15,543	226,674	(271,650)	51,682	(22,249)
1/23/2024	13,563	225,263	(275,467)	56,267	(19,626)
1/30/2024	4,602	237,125	(279,548)	54,716	(16,895)
2/6/2024	10,285	233,706	(293,678)	64,256	(14,569)
2/13/2024	28,470	235,034	(305,003)	59,064	(17,565)

## SOYBEANS:

## SOYBEAN MEAL:

## SOYBEAN OIL:

	Comm.	Swap	Managed Money	Other	Non Reportable
11/21/2023	(153,414)	99,637	85,822	(12,016)	(20,029)
11/28/2023	(130,862)	100,468	71,151	(20,454)	(20,303)
12/5/2023	(109,681)	106,720	37,732	(17,434)	(17,337)
12/12/2023	(105,894)	105,678	31,747	(14,208)	(17,323)
12/19/2023	(90,013)	101,092	10,486	(8,488)	(13,077)
12/26/2023	(85,494)	106,210	11,497	(23,423)	(8,790)
1/2/2024	(72,761)	108,099	(8,870)	(13,058)	(13,410)
1/9/2024	(58,789)	112,409	(33,277)	(4,772)	(15,571)
1/16/2024	(7,057)	119,496	(78,827)	(14,841)	(18,771)
1/23/2024	2,848	120,642	(96,392)	(9,602)	(17,496)
1/30/2024	29,025	126,797	(101,598)	(38,979)	(15,245)
2/6/2024	47,581	124,339	(121,163)	(39,654)	(11,103)
2/13/2024	46,870	124,768	(124,369)	(37,382)	(9,887)

	Comm.	Swap	Managed Money	Other	Non Reportable
11/21/2023	(237,094)	83,936	139,125	(576)	14,609
11/28/2023	(230,116)	80,090	139,178	(8,550)	19,398
12/5/2023	(219,893)	81,386	123,670	(7,019)	21,856
12/12/2023	(187,238)	79,849	97,348	(12,604)	22,645
12/19/2023	(162,141)	80,910	79,856	(18,459)	19,834
12/26/2023	(135,624)	81,109	64,404	(23,423)	13,534
1/2/2024	(121,102)	82,949	48,707	(21,769)	11,215
1/9/2024	(100,610)	89,776	16,131	(18,621)	13,324
1/16/2024	(102,992)	96,821	1,506	(12,748)	17,413
1/23/2024	(94,450)	100,570	(13,224)	(7,392)	14,496
1/30/2024	(83,253)	101,135	(17,791)	(16,141)	16,050
2/6/2024	(86,578)	102,574	(10,691)	(23,231)	17,926
2/13/2024	(71,027)	99,757	(24,985)	(20,482)	16,737

	Comm.	Swap	Managed Money	Other	Non Reportable
11/21/2023	(132,808)	101,976	(3,331)	24,642	9,521
11/28/2023	(120,838)	101,550	(4,866)	18,905	5,249
12/5/2023	(109,730)	103,938	(18,593)	19,849	4,536
12/12/2023	(99,354)	100,053	(23,099)	17,295	5,105
12/19/2023	(90,562)	99,708	(32,223)	15,867	7,210
12/26/2023	(68,830)	97,977	(49,422)	15,602	4,673
1/2/2024	(65,962)	96,574	(50,234)	17,747	1,875
1/9/2024	(76,700)	104,354	(46,170)	16,962	1,554
1/16/2024	(88,620)	113,854	(46,443)	18,856	2,353
1/23/2024	(91,696)	113,761	(43,743)	18,385	3,293
1/30/2024	(78,877)	113,541	(51,066)	13,031	3,371
2/6/2024	(87,500)	120,263	(45,111)	10,510	1,838
2/13/2024	(91,162)	116,625	(37,496)	12,880	(847)

## LIVE CATTLE:

## FEEDER CATTLE:

## LEAN HOGS:

	Comm.	Swap	Managed Money	Other	Non Reportable
11/21/2023	(91,229)	55,312	35,170	3,486	(2,739)
11/28/2023	(90,911)	54,584	32,691	7,166	(3,530)
12/5/2023	(89,775)	56,815	26,889	10,569	(4,498)
12/12/2023	(88,736)	54,692	22,233	16,525	(4,714)
12/19/2023	(83,611)	52,810	17,037	17,129	(3,365)
12/26/2023	(83,197)	52,656	16,872	15,926	(2,257)
1/2/2024	(80,869)	52,042	17,852	12,801	(1,826)
1/9/2024	(73,754)	50,491	14,311	9,056	(104)
1/16/2024	(70,939)	48,320	13,410	9,398	(189)
1/23/2024	(74,636)	47,865	17,372	8,960	439
1/30/2024	(83,498)	49,548	30,016	7,198	(3,264)
2/6/2024	(94,501)	50,521	39,572	9,582	(5,174)
2/13/2024	(100,184)	51,196	46,638	6,956	(4,606)

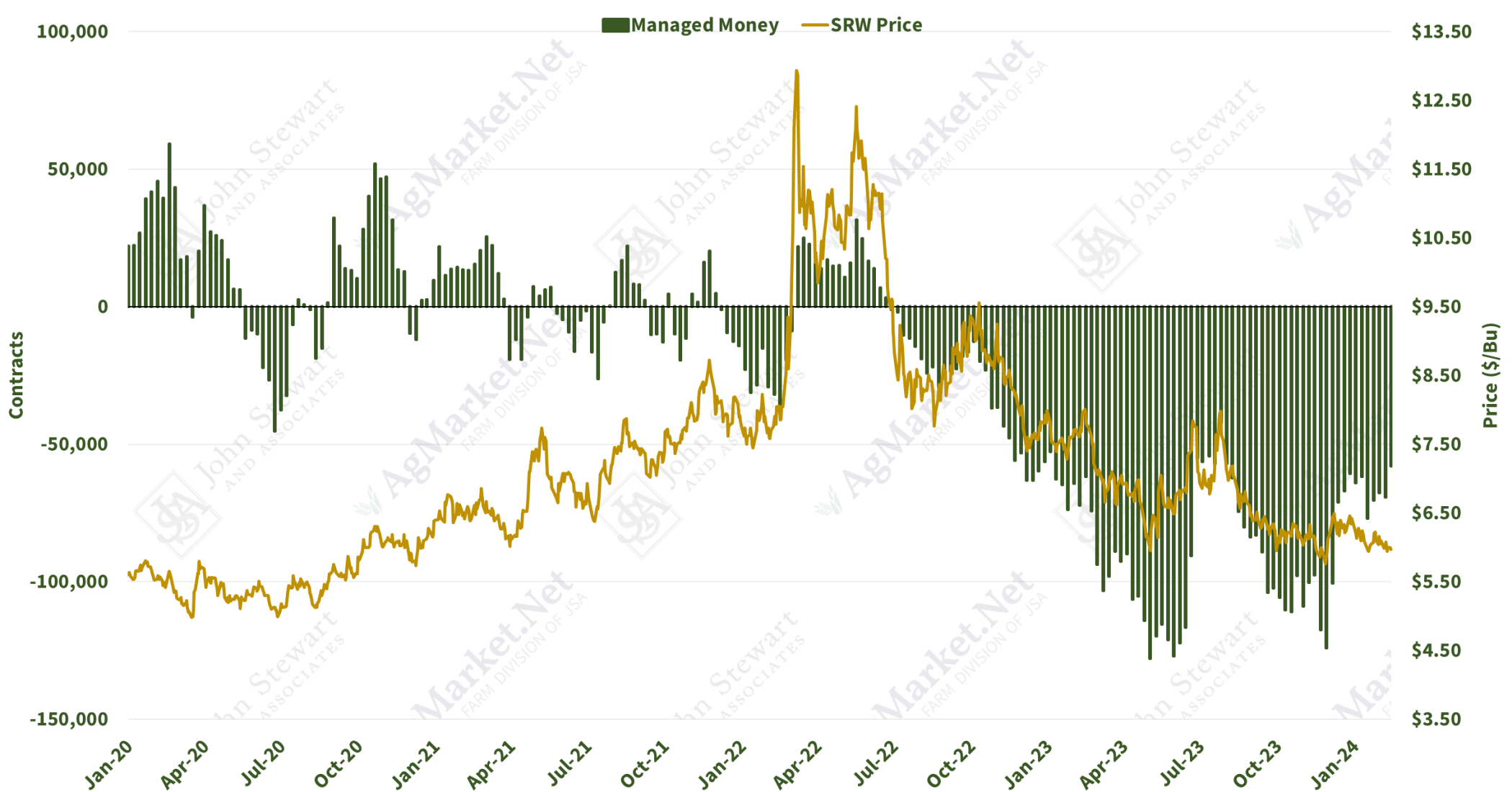
	Comm.	Swap	Managed Money	Other	Non Reportable
11/21/2023	5,848	(403)	(458)	(3,778)	(1,209)
11/28/2023	4,549	(537)	(1,179)	(3,836)	1,003
12/5/2023	4,183	(630)	(1,819)	(3,022)	1,288
12/12/2023	3,625	(446)	(1,663)	(2,080)	564
12/19/2023	4,277	(439)	(2,258)	(1,644)	64
12/26/2023	4,782	(511)	(3,092)	(1,134)	(45)
1/2/2024	5,041	(682)	(2,817)	(1,690)	148
1/9/2024	5,446	(405)	(2,464)	(2,043)	(534)
1/16/2024	4,867	(305)	(1,737)	(1,681)	(1,144)
1/23/2024	3,122	(348)	1,561	(2,201)	(2,134)
1/30/2024	1,839	969	4,205	(2,946)	(4,067)
2/6/2024	2,150	998	4,956	(2,589)	(5,515)
2/13/2024	1,826	1,010	6,554	(3,221)	(6,169)

Date	Comm.	Swap	Managed Money	Other	Non Reportable
11/21/2023	(20,606)	41,252	(416)	(16,525)	(3,705)
11/28/2023	(15,813)	43,006	(14,743)	(10,533)	(1,917)
12/5/2023	(14,573)	44,018	(16,969)	(7,721)	(4,755)
12/12/2023	(12,170)	45,046	(18,430)	(10,025)	(4,421)
12/19/2023	(16,705)	44,047	(8,238)	(13,336)	(5,768)
12/26/2023	(17,404)	45,240	(5,890)	(15,276)	(6,670)
1/2/2024	(12,393)	46,861	(17,286)	(11,160)	(6,022)
1/9/2024	(18,159)	47,796	(6,894)	(17,602)	(5,141)
1/16/2024	(19,718)	51,180	(2,099)	(23,384)	(5,979)
1/23/2024	(23,174)	51,195	2,492	(26,354)	(4,159)
1/30/2024	(39,717)	54,513	25,947	(35,741)	(5,002)
2/6/2024	(48,389)	54,668	33,846	(33,651)	(6,474)
2/13/2024	(51,104)	54,347	34,538	(32,959)	(4,822)

# SRW Snapshot (Futures Only)

Friday, February 16, 2024

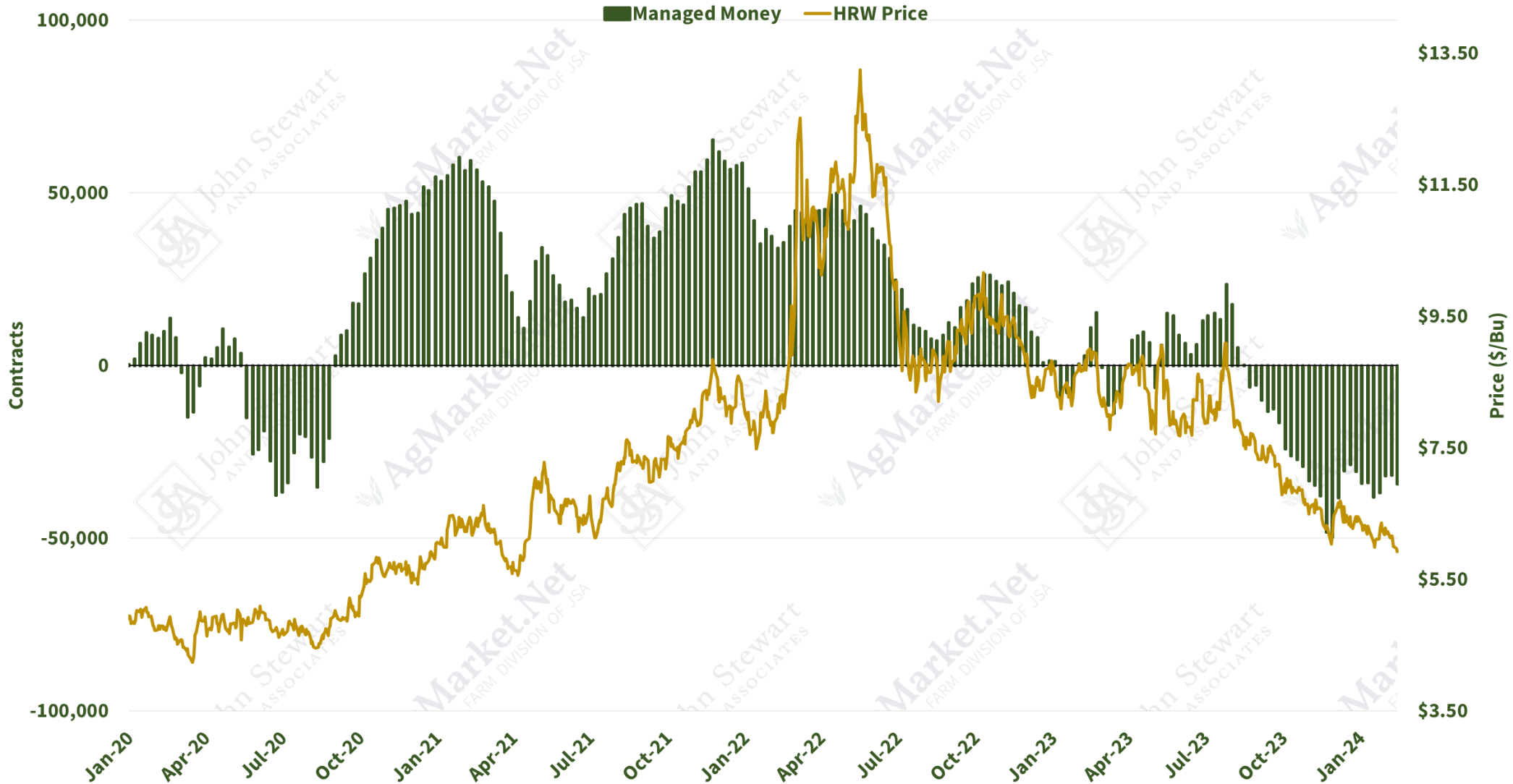
### Net SRW Futures Only Position and Nearby Futures Price



# HRW Snapshot (Futures Only)

Friday, February 16, 2024

### Net HRW Futures Only Position and Nearby Futures Price

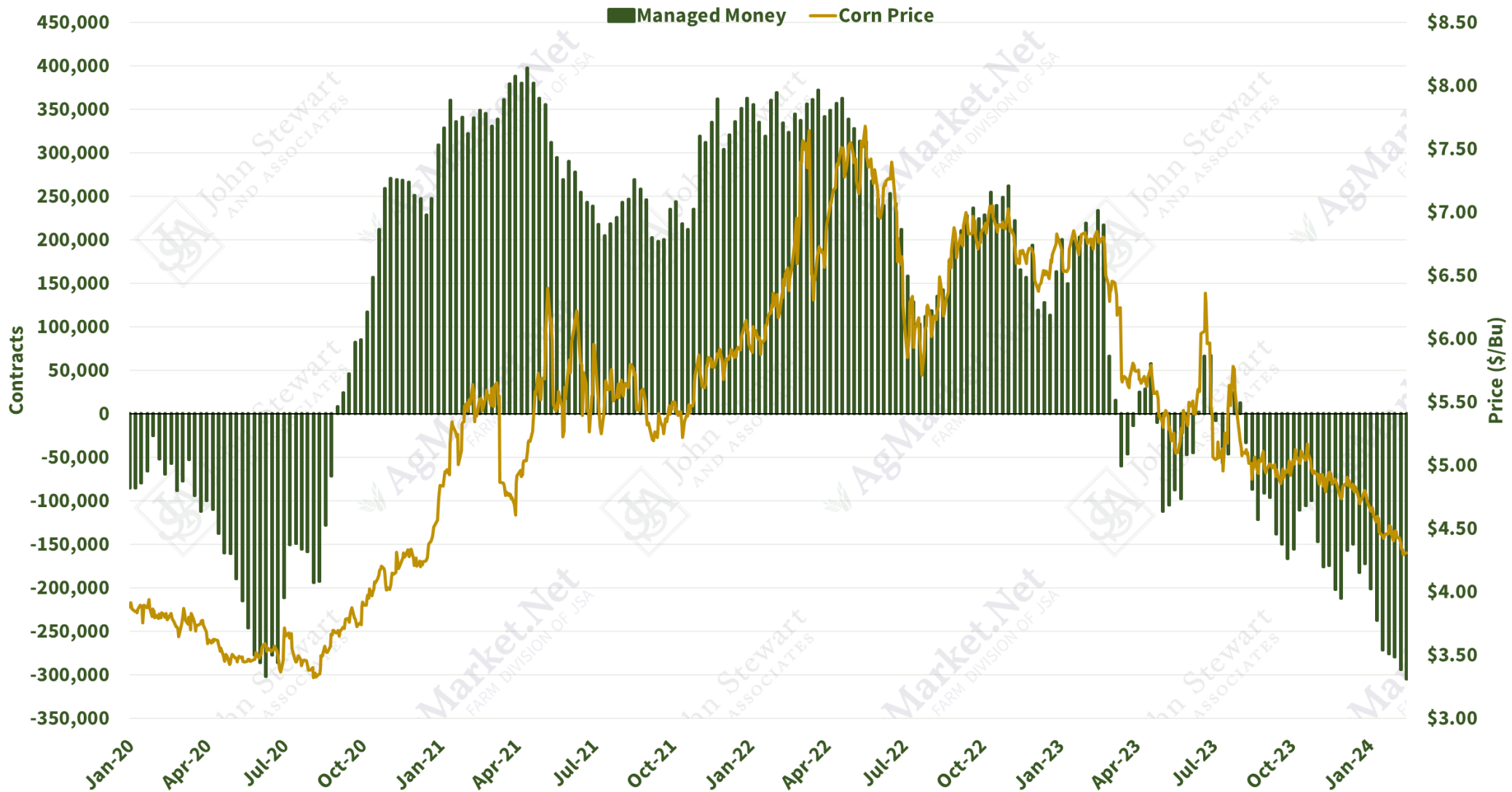




# Corn Snapshot (Futures Only)

Friday, February 16, 2024

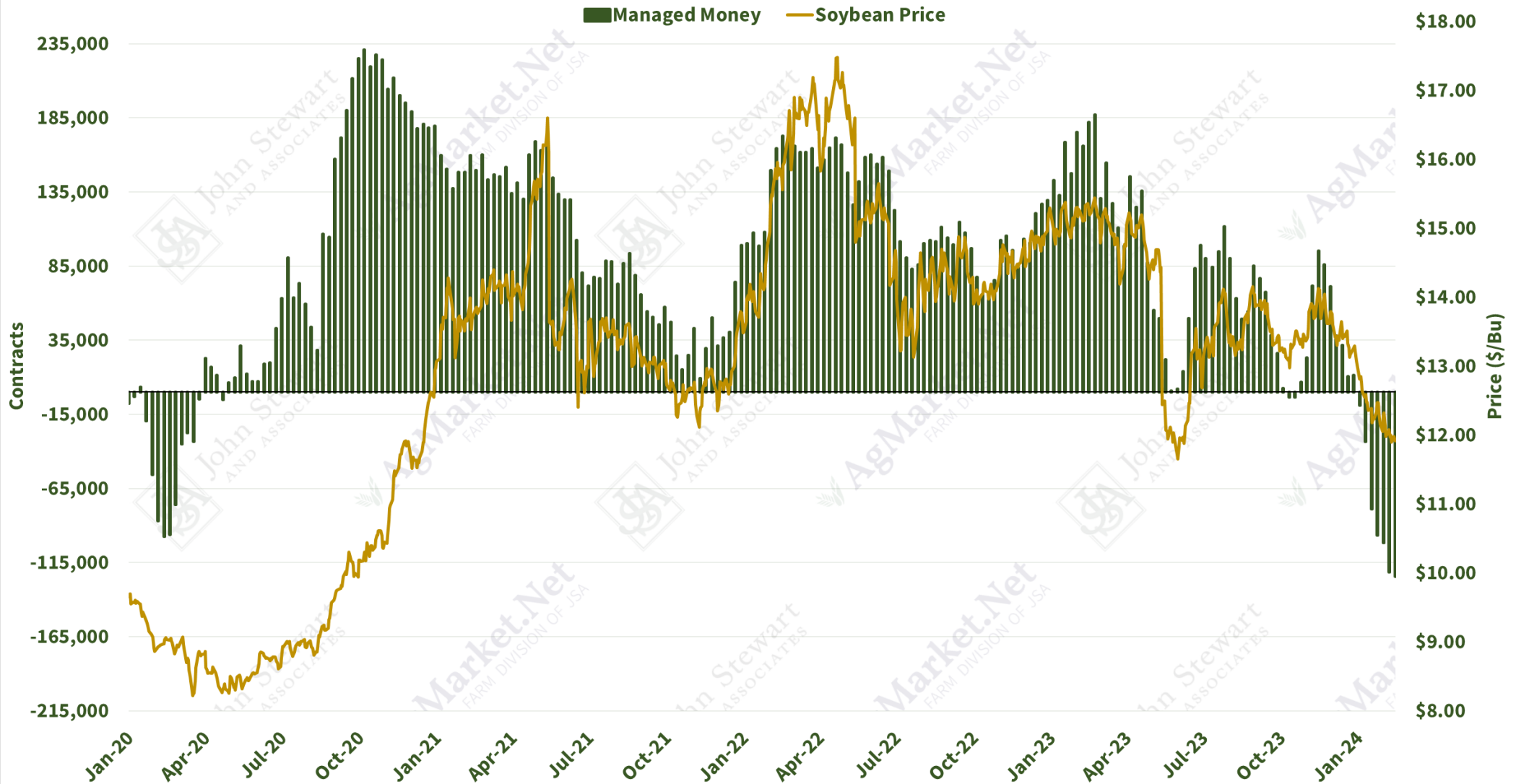
### Net Corn Futures Only Position and Nearby Futures Price



# Soybean Snapshot (Futures Only)

Friday, February 16, 2024

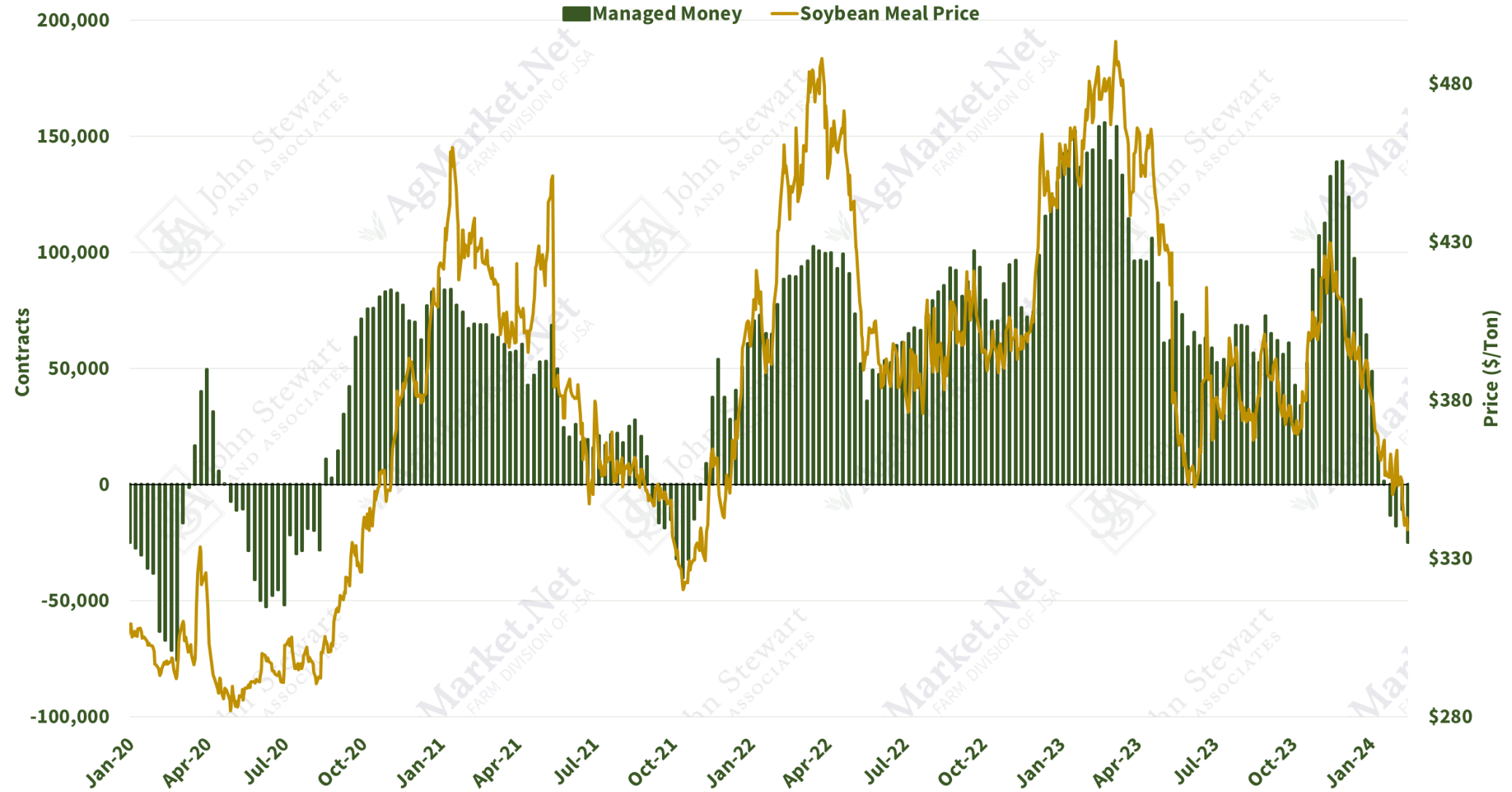
### Net Soybean Futures Only Position and Nearby Futures Price



# Soybean Meal Snapshot (Futures Only)

Friday, February 16, 2024

### Net Soybean Meal Futures Only Position and Nearby Futures Price

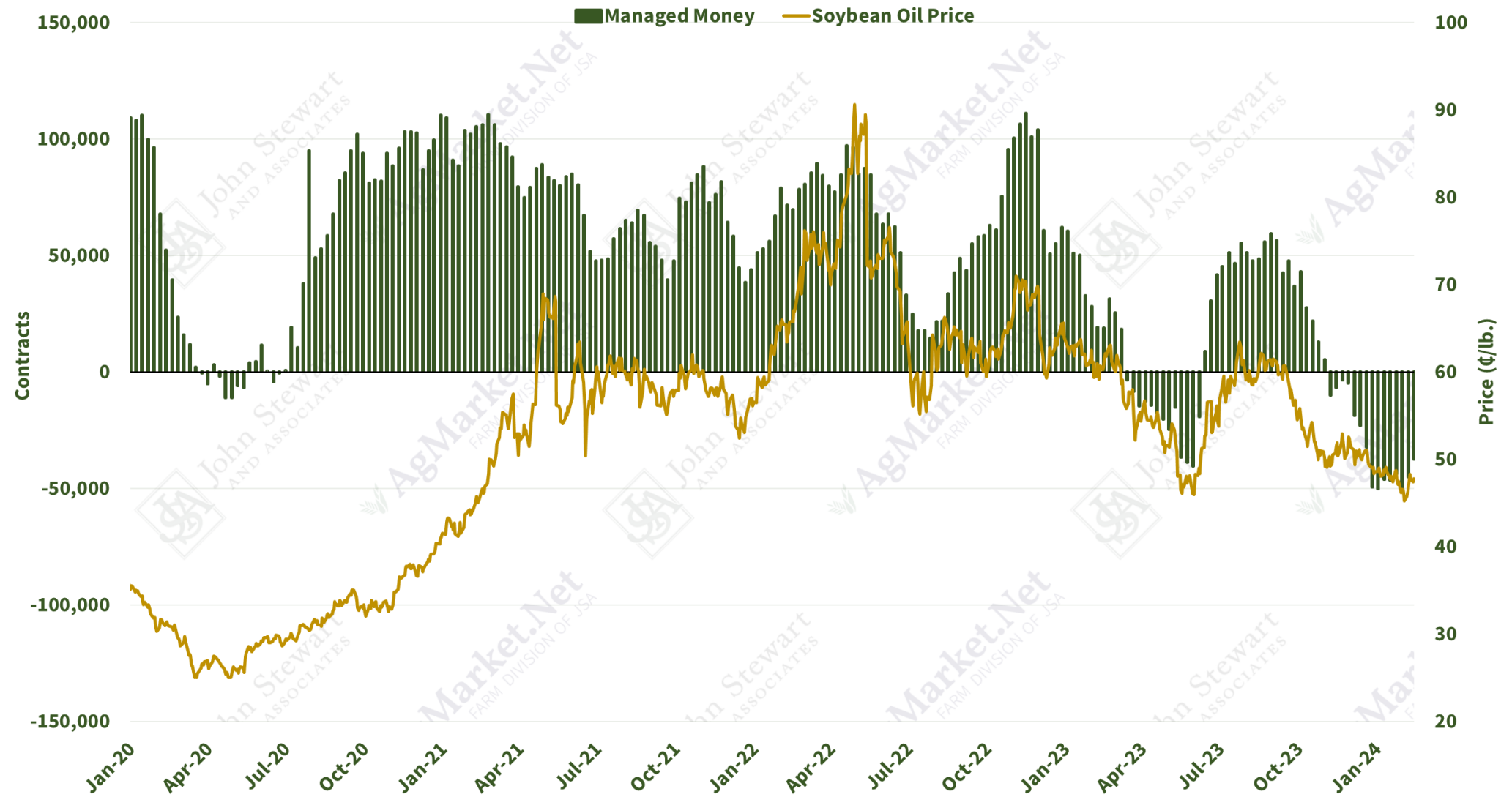




# Soybean Oil Snapshot (Futures Only)

Friday, February 16, 2024

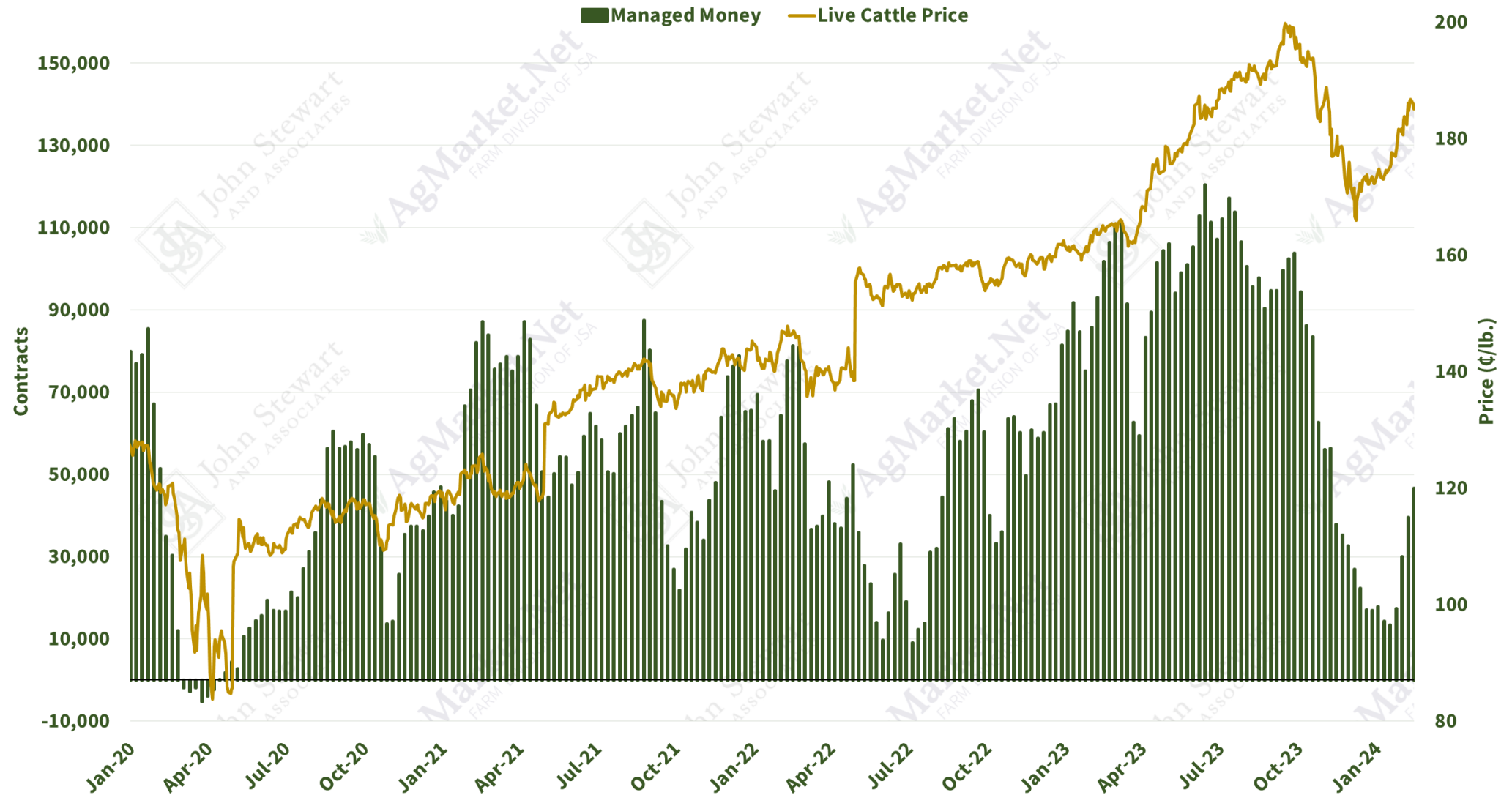
### Net Soybean Oil Futures Only Position and Nearby Futures Price



# Live Cattle Snapshot (Futures Only)

Friday, February 16, 2024

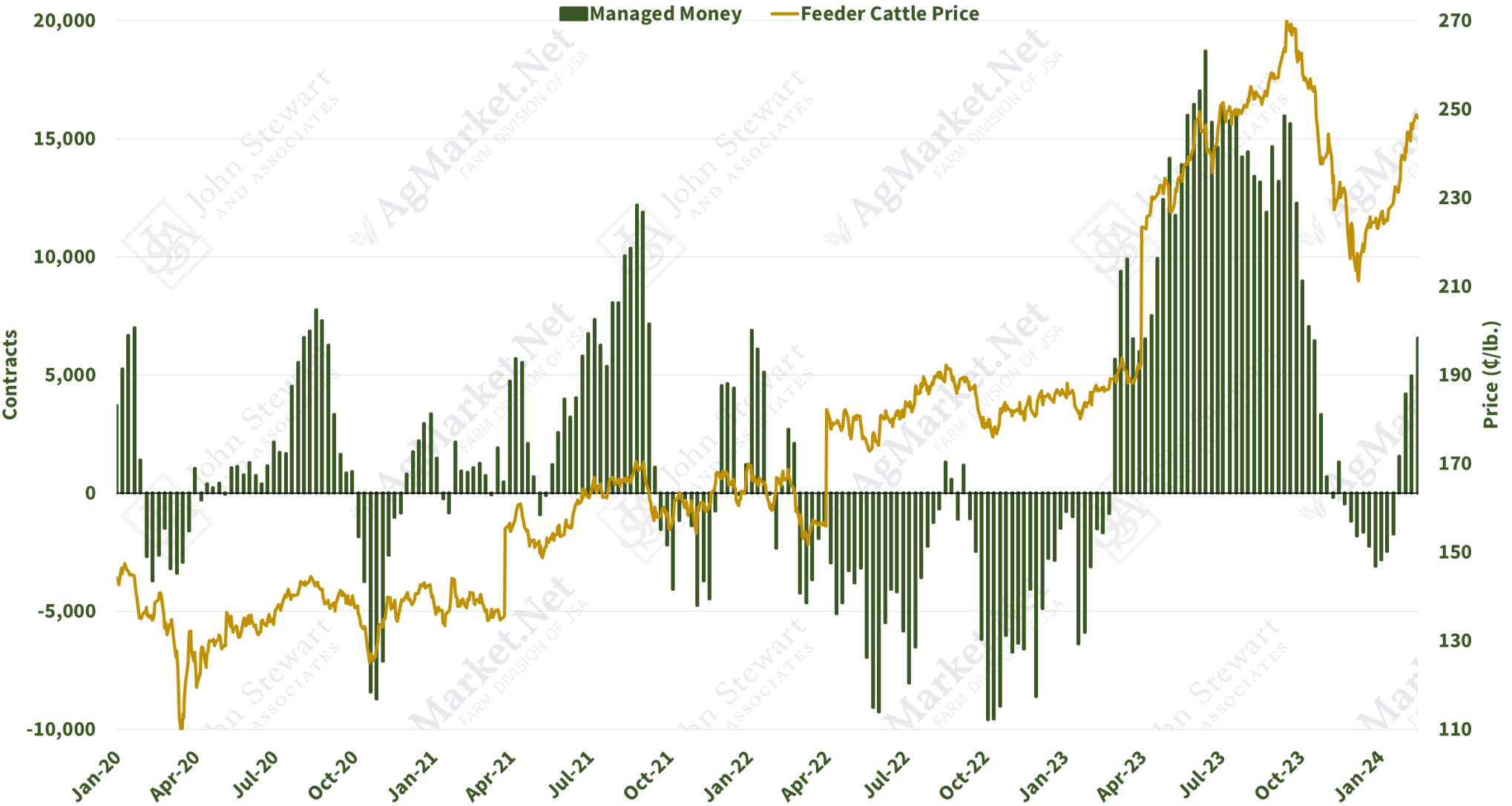
### Net Live Cattle Futures Only Position and Nearby Futures Price



# Feeder Cattle Snapshot (Futures Only)

Friday, February 16, 2024

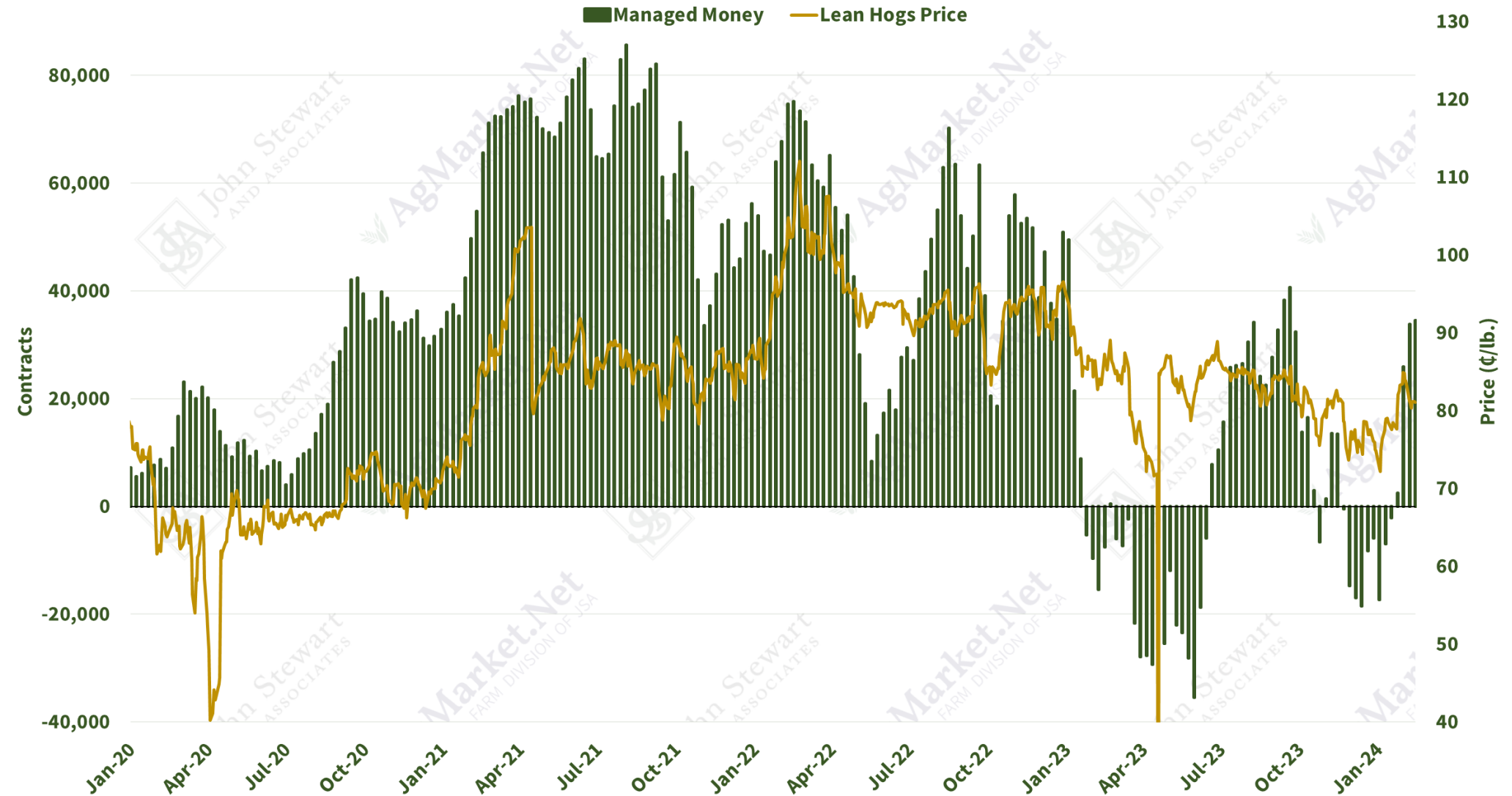
### Net Feeder Cattle Futures Only Position and Nearby Futures Price



# Lean Hogs Snapshot (Futures Only)

Friday, February 16, 2024

**Net Lean Hogs Futures Only Position and Nearby Futures Price**



Trading commodity futures, options on futures, cash commodities and over-the-counter derivative products involve substantial risk of loss and may not be suitable for all investors. John Stewart & Associates, Inc. does not accept orders to buy or sell by e-mail. The information contained in this message has been obtained from sources believed to be reliable, but is not guaranteed as to its accuracy or completeness. Opinions are solely those of the author, subject to change at any time, and do not constitute a solicitation to buy or sell commodity futures, options, or over-the-counter derivative products. Past performance is not indicative of future results. © John Stewart & Associates, Inc. 2024