

# Commitments of Traders Summary (Futures & Options)

\*DATA FOR WEEK ENDING 1/23/2024

Friday, January 26, 2024

## COMMERCIAL

	LONG	SHORT	NET	PRIOR	CHANGE
SRW	73,271	86,990	(13,719)	(9,850)	(3,869)
HRW	30,724	53,138	(22,414)	(17,985)	(4,429)
CORN	542,893	516,839	26,054	25,449	605
SOYBEAN	313,632	315,188	(1,556)	(10,959)	9,403
MEAL	155,321	251,915	(96,594)	(107,044)	10,450
OIL	153,124	241,860	(88,736)	(83,820)	(4,916)
LIVE CATTLE	87,000	170,036	(83,036)	(76,234)	(6,802)
FEEDER CATTLE	16,293	12,513	3,780	5,693	(1,913)
LEAN HOGS	37,764	92,366	(54,602)	(48,662)	(5,940)

## LARGE TRADER

	LONG	SHORT	NET	PRIOR	CHANGE
SRW	29,874	12,749	17,125	18,722	(1,597)
HRW	16,786	5,889	10,897	9,449	1,448
CORN	79,722	46,181	33,541	34,568	(1,027)
SOYBEAN	28,263	41,690	(13,427)	(15,832)	2,405
MEAL	23,263	26,870	(3,607)	(7,211)	3,604
OIL	41,955	25,679	16,276	14,469	1,807
LIVE CATTLE	26,400	6,420	19,980	17,907	2,073
FEEDER CATTLE	3,462	7,220	(3,758)	(4,035)	277
LEAN HOGS	16,895	8,469	8,426	8,504	(78)

## SWAP DEALERS

	LONG	SHORT	NET	PRIOR	CHANGE
SRW	69,923	3,392	66,531	66,152	379
HRW	53,177	1,478	51,699	50,469	1,230
CORN	242,842	5,959	236,883	238,606	(1,723)
SOYBEAN	131,092	6,754	124,338	123,398	940
MEAL	103,326	52	103,274	98,900	4,374
OIL	117,595	4,930	112,665	112,756	(91)
LIVE CATTLE	50,171	1,033	49,138	49,741	(603)
FEEDER CATTLE	1,677	1,918	(241)	(208)	(33)
LEAN HOGS	53,241	2,970	50,271	49,672	599

## NON REPORTABLE

	LONG	SHORT	NET	PRIOR	CHANGE
SRW	33,485	38,881	(5,396)	(6,450)	1,054
HRW	19,434	21,277	(1,843)	(3,282)	1,439
CORN	192,909	224,102	(31,193)	(38,080)	6,887
SOYBEAN	56,538	74,050	(17,512)	(19,810)	2,298
MEAL	52,437	36,493	15,944	19,434	(3,490)
OIL	33,402	28,904	4,498	3,607	891
LIVE CATTLE	40,231	43,481	(3,250)	(4,406)	1,156
FEEDER CATTLE	14,832	16,212	(1,380)	160	(1,540)
LEAN HOGS	20,435	27,012	(6,577)	(7,707)	1,130

## MANGED MONEY

	LONG	SHORT	NET	PRIOR	CHANGE
SRW	71,222	135,763	(64,541)	(68,575)	4,034
HRW	39,715	78,055	(38,340)	(38,652)	312
CORN	158,243	423,528	(265,285)	(260,542)	(4,743)
SOYBEAN	47,965	139,807	(91,842)	(76,797)	(15,045)
MEAL	55,350	74,366	(19,016)	(4,079)	(14,937)
OIL	57,267	101,972	(44,705)	(47,011)	2,306
LIVE CATTLE	46,760	29,593	17,167	12,993	4,174
FEEDER CATTLE	9,225	7,625	1,600	(1,610)	3,210
LEAN HOGS	45,476	42,993	2,483	(1,807)	4,290

## TOTAL

	LONG	SHORT	NET	PRIOR	CHANGE
SRW	434,086	428,689	5,397	6,450	(1,053)
HRW	222,246	220,403	1,843	3,282	(1,439)
CORN	1,765,321	1,734,128	31,193	38,080	(6,887)
SOYBEAN	874,853	857,341	17,512	19,810	(2,298)
MEAL	513,689	529,633	(15,944)	(19,434)	3,490
OIL	560,239	564,738	(4,499)	(3,607)	(892)
LIVE CATTLE	336,711	333,461	3,250	4,406	(1,156)
FEEDER CATTLE	62,578	61,198	1,380	(160)	1,540
LEAN HOGS	279,502	272,924	6,578	7,708	(1,130)

# Record Positions (Futures & Options)

\*DATA FOR WEEK ENDING 1/23/2024

Friday, January 26, 2024

## RECORD COMMERCIAL

	LONG	DATE	SHORT	DATE	LATEST
SRW	41,103	4/25/2017	(152,533)	8/14/2018	(13,719)
HRW	9,106	2/16/2016	(129,417)	7/11/2017	(22,414)
CORN	47,097	4/23/2019	(774,381)	1/12/2021	26,054
SOYBEAN	79,218	9/23/2014	(389,323)	10/27/2020	(1,556)
MEAL	45,603	9/12/2006	(274,619)	3/7/2023	(96,594)
OIL	(2,358)	1/28/2014	(268,167)	12/24/2019	(88,736)
LIVE CATTLE	(26,747)	10/13/2015	(236,721)	4/23/2019	(83,036)
FEEDER CATTLE	7,204	11/7/2023	(14,283)	10/24/2017	3,780
LEAN HOGS	(23,793)	3/28/2023	(163,515)	4/23/2019	(54,602)

## RECORD LARGE TRADER

	LONG	DATE	SHORT	DATE	LATEST
SRW	39,774	12/12/2017	(23,407)	3/29/2016	17,125
HRW	24,239	8/8/2017	(19,332)	3/10/2015	10,897
CORN	193,854	1/19/2021	(10,986)	11/25/2008	33,541
SOYBEAN	65,174	1/19/2021	(20,180)	10/18/2022	(13,427)
MEAL	44,610	2/20/2018	(16,791)	3/8/2016	(3,607)
OIL	53,141	4/10/2018	(26,032)	5/7/2013	16,276
LIVE CATTLE	34,928	6/18/2019	(21,458)	7/20/2010	19,980
FEEDER CATTLE	6,872	1/17/2017	(6,689)	11/14/2023	(3,758)
LEAN HOGS	45,390	3/26/2019	(31,755)	9/19/2017	8,426

## RECORD SWAP DEALERS

	LONG	DATE	SHORT	DATE	LATEST
SRW	128,468	6/26/2018	35,786	3/28/2023	66,531
HRW	52,280	1/21/2020	18,375	10/1/2019	51,699
CORN	442,696	8/10/2010	77,527	6/4/2019	236,883
SOYBEAN	193,888	3/4/2008	36,284	2/19/2013	124,338
MEAL	108,957	1/14/2020	(7,239)	9/5/2006	103,274
OIL	119,129	1/7/2020	27,442	3/17/2009	112,665
LIVE CATTLE	128,967	6/17/2008	43,611	3/28/2023	49,138
FEEDER CATTLE	11,248	8/14/2018	(661)	1/2/2024	(241)
LEAN HOGS	114,377	6/3/2008	33,042	4/21/2020	50,271

## RECORD NON REPORTABLE

	LONG	DATE	SHORT	DATE	LATEST
SRW	14,608	10/11/2016	(22,769)	2/11/2020	(5,396)
HRW	17,057	4/9/2019	(12,728)	12/17/2013	(1,843)
CORN	140,125	10/8/2019	(204,765)	9/30/2014	(31,193)
SOYBEAN	19,483	5/19/2020	(131,858)	9/30/2014	(17,512)
MEAL	37,050	2/9/2021	(2,485)	11/29/2011	15,944
OIL	25,253	4/19/2016	(14,570)	4/23/2013	4,498
LIVE CATTLE	4,068	9/3/2019	(53,583)	4/19/2011	(3,250)
FEEDER CATTLE	2,830	12/5/2023	(18,466)	3/1/2011	(1,380)
LEAN HOGS	6,189	4/18/2023	(24,786)	1/16/2018	(6,577)

## RECORD MANGED MONEY

	LONG	DATE	SHORT	DATE	LATEST
SRW	66,948	8/14/2018	(162,327)	4/25/2017	(64,541)
HRW	73,111	7/11/2017	(58,866)	5/7/2019	(38,340)
CORN	429,189	9/28/2010	(322,215)	4/23/2019	(265,285)
SOYBEAN	253,889	5/1/2012	(168,835)	5/14/2019	(91,842)
MEAL	155,063	3/7/2023	(77,112)	2/25/2020	(19,016)
OIL	126,543	11/1/2016	(109,950)	9/18/2018	(44,705)
LIVE CATTLE	154,550	4/23/2019	(6,885)	9/17/2019	17,167
FEEDER CATTLE	21,910	2/28/2012	(9,796)	10/11/2022	1,600
LEAN HOGS	97,952	9/24/2013	(31,110)	5/30/2023	2,483

## RECORD TOTAL

	LONG	DATE	SHORT	DATE	LATEST
SRW	22,769	2/11/2020	(14,608)	10/11/2016	5,397
HRW	12,728	12/17/2013	(17,057)	4/9/2019	1,843
CORN	204,764	9/30/2014	(140,125)	10/8/2019	31,193
SOYBEAN	131,858	9/30/2014	(19,483)	5/19/2020	17,512
MEAL	2,485	11/29/2011	(37,049)	2/9/2021	(15,944)
OIL	14,570	4/23/2013	(25,254)	4/19/2016	(4,499)
LIVE CATTLE	53,583	4/19/2011	(4,068)	9/3/2019	3,250
FEEDER CATTLE	18,466	3/1/2011	(2,830)	12/5/2023	1,380
LEAN HOGS	24,786	1/16/2018	(6,189)	4/18/2023	6,578

# Recent History (Futures & Options)

Friday, January 26, 2024

## SRW:

## HRW:

## CORN:

Date	Comm.	Swap	Managed Money	Other	Non Reportable
11/7/2023	4,166	63,763	(92,262)	22,962	1,371
11/14/2023	1,805	65,935	(89,271)	18,972	2,557
11/21/2023	14,502	71,424	(108,176)	18,336	3,914
11/28/2023	32,466	69,257	(119,986)	18,020	244
12/5/2023	15,811	61,929	(96,222)	22,974	(4,491)
12/12/2023	(7,371)	61,673	(69,529)	22,694	(7,467)
12/19/2023	(13,074)	61,656	(65,032)	21,712	(5,263)
12/26/2023	(17,839)	61,392	(59,559)	22,214	(6,209)
1/2/2024	(16,745)	61,283	(60,277)	21,841	(6,102)
1/9/2024	(16,588)	63,691	(57,988)	19,099	(8,213)
1/16/2024	(9,850)	66,152	(68,575)	18,722	(6,450)
1/23/2024	(13,719)	66,531	(64,541)	17,125	(5,396)

Date	Comm.	Swap	Managed Money	Other	Non Reportable
11/7/2023	(7,978)	40,136	(34,079)	4,000	(2,080)
11/14/2023	(10,196)	40,345	(37,449)	7,077	223
11/21/2023	437	38,983	(47,513)	9,246	(1,153)
11/28/2023	1,136	37,264	(49,749)	13,383	(2,034)
12/5/2023	(10,752)	37,223	(38,858)	13,431	(1,044)
12/12/2023	(17,639)	35,980	(30,704)	13,445	(1,081)
12/19/2023	(17,589)	36,431	(29,242)	11,074	(674)
12/26/2023	(15,810)	36,186	(31,090)	10,720	(6)
1/2/2024	(18,123)	43,341	(34,496)	10,069	(790)
1/9/2024	(22,383)	46,114	(34,226)	10,034	462
1/16/2024	(17,985)	50,469	(38,652)	9,449	(3,282)
1/23/2024	(22,414)	51,699	(38,340)	10,897	(1,843)

Date	Comm.	Swap	Managed Money	Other	Non Reportable
11/7/2023	(28,509)	194,800	(168,588)	29,575	(27,277)
11/14/2023	(34,173)	199,933	(163,486)	20,397	(22,671)
11/21/2023	(24,064)	199,308	(185,502)	32,069	(21,811)
11/28/2023	177	192,622	(206,478)	35,205	(21,526)
12/5/2023	(39,754)	194,974	(160,533)	29,642	(24,330)
12/12/2023	(45,655)	194,861	(151,570)	32,135	(29,771)
12/19/2023	(18,643)	186,801	(180,724)	35,638	(23,072)
12/26/2023	(19,436)	187,507	(177,626)	34,897	(25,342)
1/2/2024	2,233	196,164	(197,326)	33,458	(34,528)
1/9/2024	291	217,446	(230,723)	41,241	(28,255)
1/16/2024	25,449	238,606	(260,542)	34,568	(38,080)
1/23/2024	26,054	236,883	(265,285)	33,541	(31,193)

## SOYBEANS:

## SOYBEAN MEAL:

## SOYBEAN OIL:

Date	Comm.	Swap	Managed Money	Other	Non Reportable
11/7/2023	(148,233)	92,323	68,598	194	(12,882)
11/14/2023	(165,888)	90,318	87,913	2,036	(14,380)
11/21/2023	(156,360)	94,767	81,587	(2,299)	(17,695)
11/28/2023	(138,120)	97,548	67,562	(7,870)	(19,119)
12/5/2023	(116,207)	105,498	36,633	(8,533)	(17,391)
12/12/2023	(109,144)	103,577	30,849	(8,391)	(16,889)
12/19/2023	(93,982)	100,607	10,266	(4,124)	(12,768)
12/26/2023	(92,492)	105,564	4,767	(9,396)	(8,443)
1/2/2024	(77,956)	109,801	(11,629)	(5,608)	(14,609)
1/9/2024	(63,938)	115,656	(31,248)	(4,427)	(16,045)
1/16/2024	(10,959)	123,398	(76,797)	(15,832)	(19,810)
1/23/2024	(1,556)	124,338	(91,842)	(13,427)	(17,512)

Date	Comm.	Swap	Managed Money	Other	Non Reportable
11/7/2023	(233,607)	84,486	111,987	14,673	22,461
11/14/2023	(244,835)	81,943	131,404	9,361	22,127
11/21/2023	(243,754)	82,930	137,803	6,571	16,449
11/28/2023	(240,126)	80,466	135,798	2,888	20,974
12/5/2023	(226,574)	82,329	118,182	2,676	23,388
12/12/2023	(196,230)	80,733	92,720	(1,557)	24,335
12/19/2023	(172,059)	82,772	74,856	(7,132)	21,564
12/26/2023	(144,438)	81,493	59,233	(11,623)	15,335
1/2/2024	(127,965)	84,202	43,039	(11,922)	12,647
1/9/2024	(105,821)	91,882	10,461	(11,282)	14,762
1/16/2024	(107,044)	98,900	(4,079)	(7,211)	19,434
1/23/2024	(96,594)	103,274	(19,016)	(3,607)	15,944

Date	Comm.	Swap	Managed Money	Other	Non Reportable
11/7/2023	(109,143)	99,480	(10,352)	13,467	6,548
11/14/2023	(119,325)	101,760	(6,597)	16,068	8,093
11/21/2023	(124,817)	102,703	(2,831)	14,056	10,887
11/28/2023	(119,280)	101,338	(4,720)	16,311	6,352
12/5/2023	(106,771)	103,756	(17,902)	15,214	5,703
12/12/2023	(97,217)	99,849	(22,584)	13,748	6,203
12/19/2023	(88,708)	99,745	(31,935)	12,327	8,573
12/26/2023	(67,157)	97,419	(49,653)	13,646	5,747
1/2/2024	(64,193)	95,979	(50,554)	15,663	3,105
1/9/2024	(74,004)	104,034	(46,608)	13,934	2,645
1/16/2024	(83,820)	112,756	(47,011)	14,469	3,607
1/23/2024	(88,736)	112,665	(44,705)	16,276	4,498

## LIVE CATTLE:

## FEEDER CATTLE:

## LEAN HOGS:

Date	Comm.	Swap	Managed Money	Other	Non Reportable
11/7/2023	(117,508)	57,054	56,939	16,271	(12,756)
11/14/2023	(106,655)	55,990	41,554	18,368	(9,257)
11/21/2023	(105,996)	56,700	39,162	18,346	(8,212)
11/28/2023	(102,710)	56,101	36,470	19,098	(8,960)
12/5/2023	(96,278)	58,031	27,723	20,255	(9,730)
12/12/2023	(90,526)	55,869	22,706	21,308	(9,357)
12/19/2023	(85,899)	54,117	16,884	22,865	(7,969)
12/26/2023	(86,232)	54,000	16,902	22,186	(6,857)
1/2/2024	(84,498)	53,275	17,415	20,219	(6,411)
12/27/2023	(78,594)	51,985	13,770	17,475	(4,636)
1/16/2024	(76,234)	49,741	12,993	17,907	(4,406)
12/28/2023	(83,036)	49,138	17,167	19,980	(3,250)

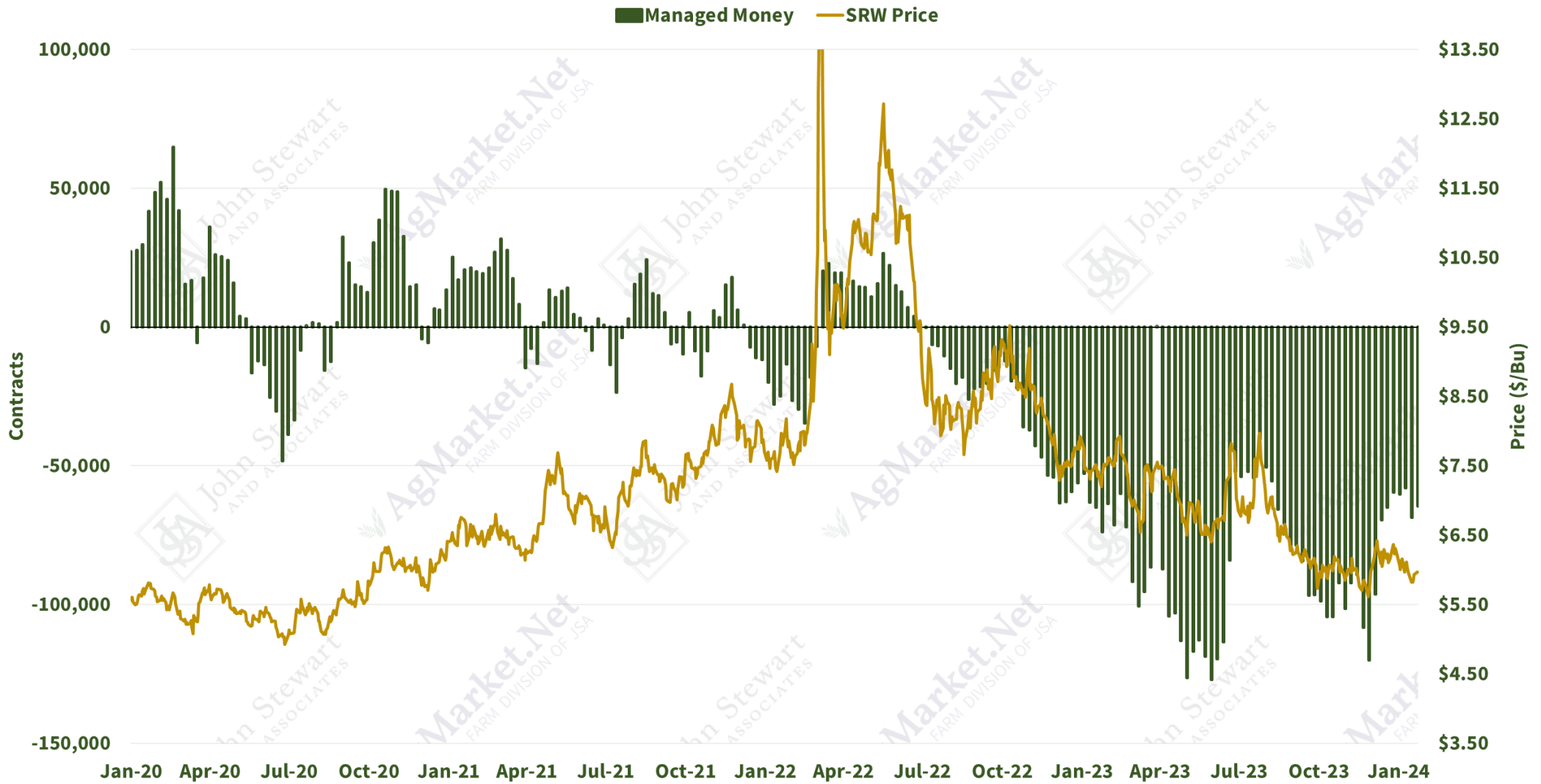
Date	Comm.	Swap	Managed Money	Other	Non Reportable
11/7/2023	7,204	(471)	(35)	(5,196)	(1,502)
11/14/2023	6,001	(425)	1,359	(6,689)	(247)
11/21/2023	6,820	(398)	(313)	(5,853)	(254)
11/28/2023	4,829	(528)	(613)	(5,752)	2,065
12/5/2023	4,570	(618)	(1,247)	(5,534)	2,830
12/12/2023	4,818	(432)	(1,171)	(5,324)	2,108
12/19/2023	5,270	(422)	(1,905)	(4,620)	1,678
12/26/2023	5,783	(492)	(2,718)	(4,083)	1,509
1/2/2024	6,155	(661)	(2,526)	(4,608)	1,640
12/27/2023	6,369	(325)	(2,277)	(4,642)	875
1/16/2024	5,693	(208)	(1,610)	(4,035)	160
12/28/2023	3,780	(241)	1,600	(3,758)	(1,380)

Date	Comm.	Swap	Managed Money	Other	Non Reportable
11/7/2023	(58,048)	40,936	13,387	7,332	(3,607)
11/14/2023	(57,794)	40,953	13,209	8,725	(5,094)
11/21/2023	(46,233)	40,800	(14)	9,595	(4,149)
11/28/2023	(36,716)	41,675	(14,543)	10,594	(1,010)
12/5/2023	(32,858)	42,380	(17,963)	13,047	(4,606)
12/12/2023	(32,034)	43,267	(18,227)	11,488	(4,494)
12/19/2023	(38,959)	42,198	(8,306)	11,636	(6,569)
12/26/2023	(42,736)	43,508	(5,995)	12,673	(7,451)
1/2/2024	(33,359)	44,758	(17,602)	12,193	(5,991)
12/27/2023	(44,167)	46,219	(6,589)	10,870	(6,334)
1/16/2024	(48,662)	49,672	(1,807)	8,504	(7,707)
12/28/2023	(54,602)	50,271	2,483	8,426	(6,577)

# SRW Snapshot (Futures & Options)

Friday, January 26, 2024

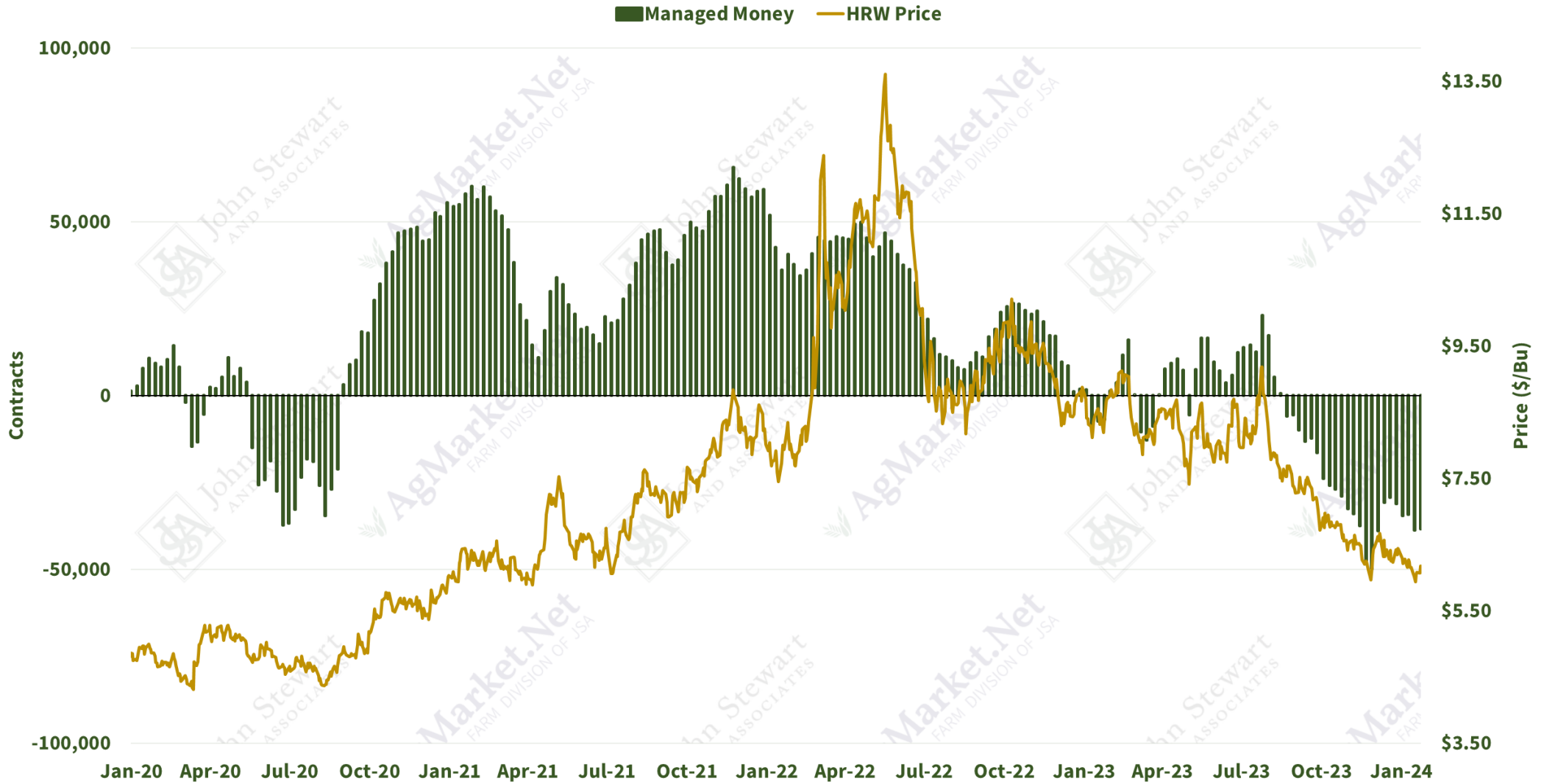
### Net SRW Futures & Options Position and Nearby Futures Price



# HRW Snapshot (Futures & Options)

Friday, January 26, 2024

### Net HRW Futures & Options Position and Nearby Futures Price

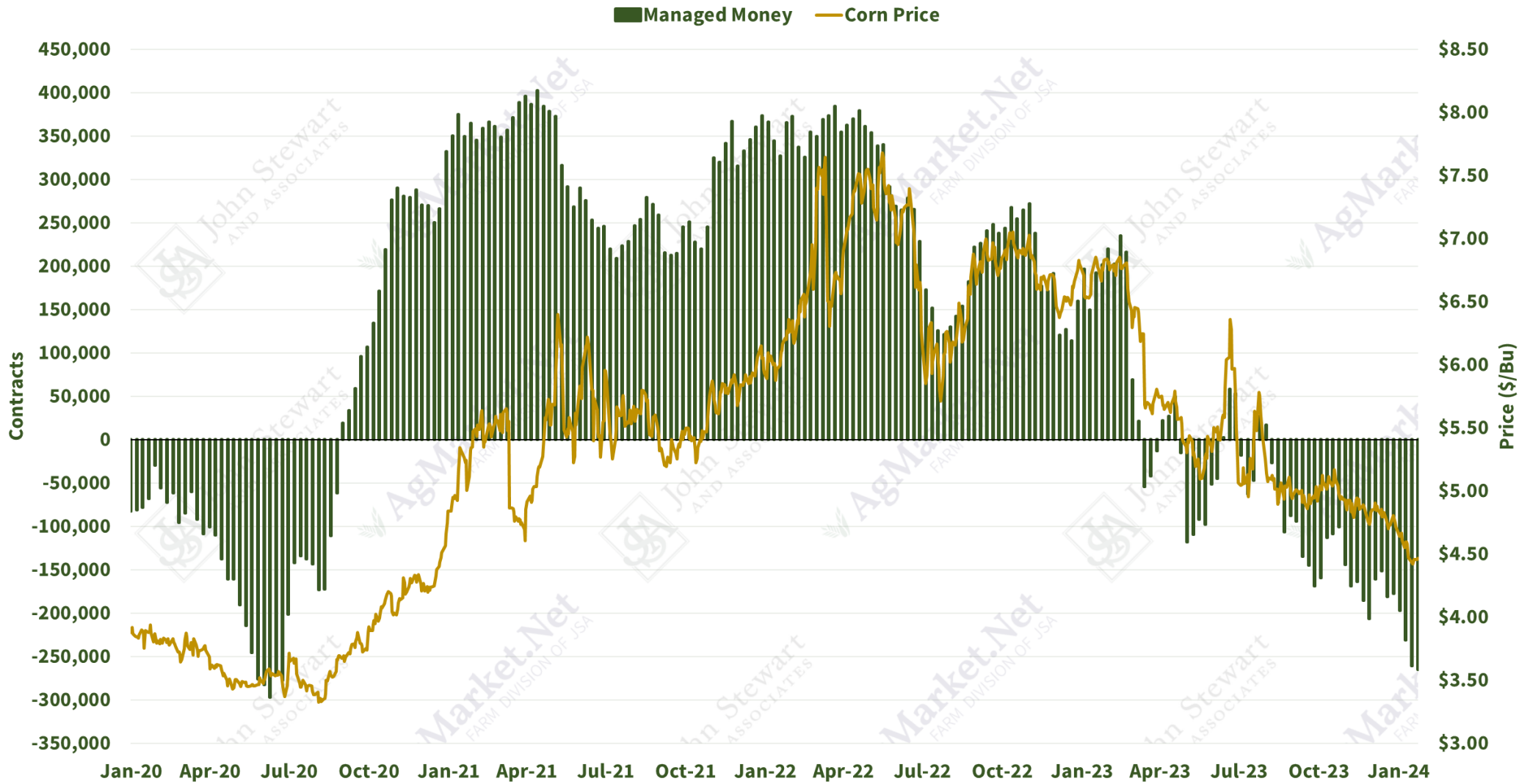




# Corn Snapshot (Futures & Options)

Friday, January 26, 2024

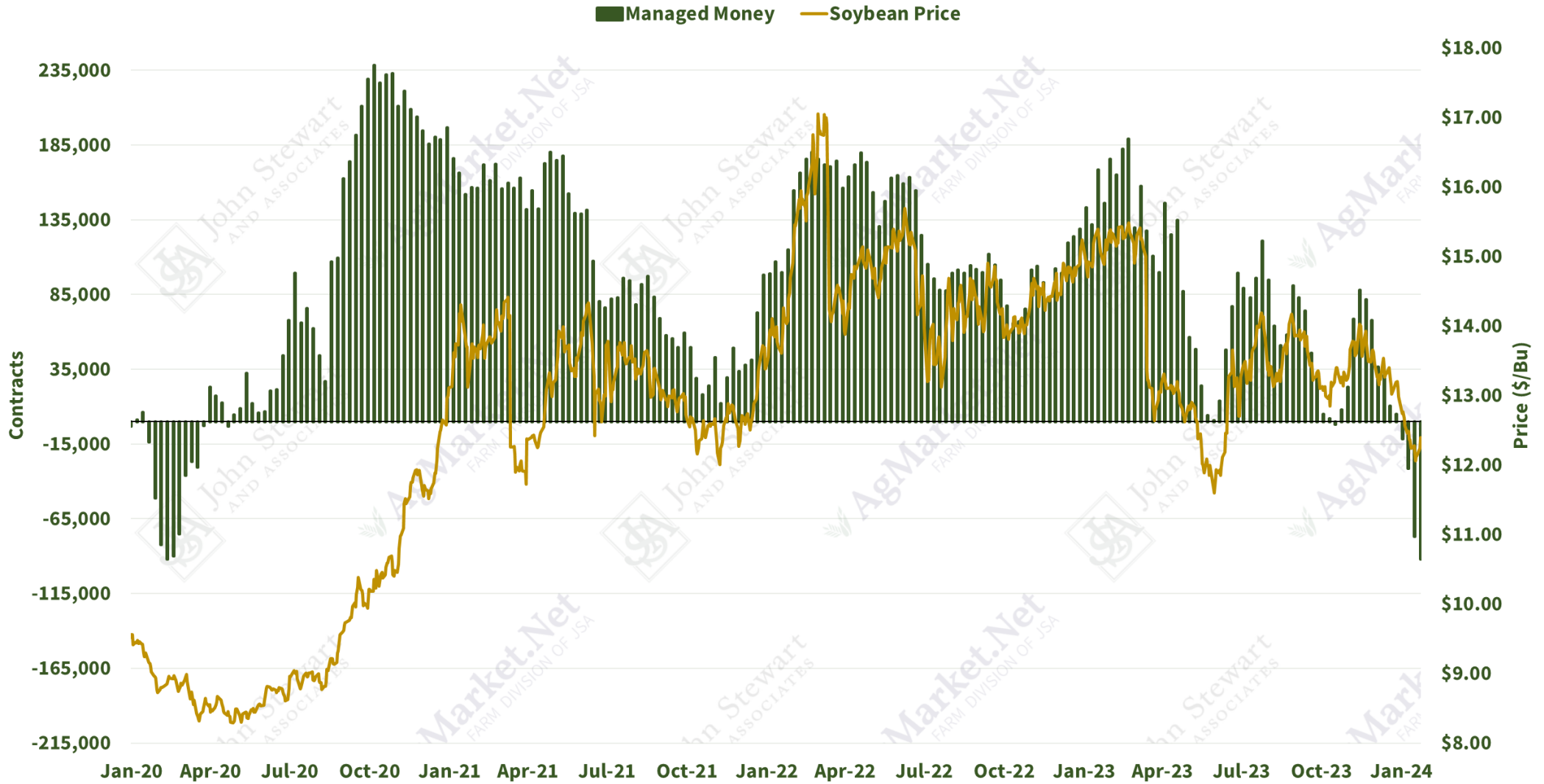
### Net Corn Futures & Options Position and Nearby Futures Price



# Soybean Snapshot (Futures & Options)

Friday, January 26, 2024

### Net Soybean Futures & Options Position and Nearby Futures Price

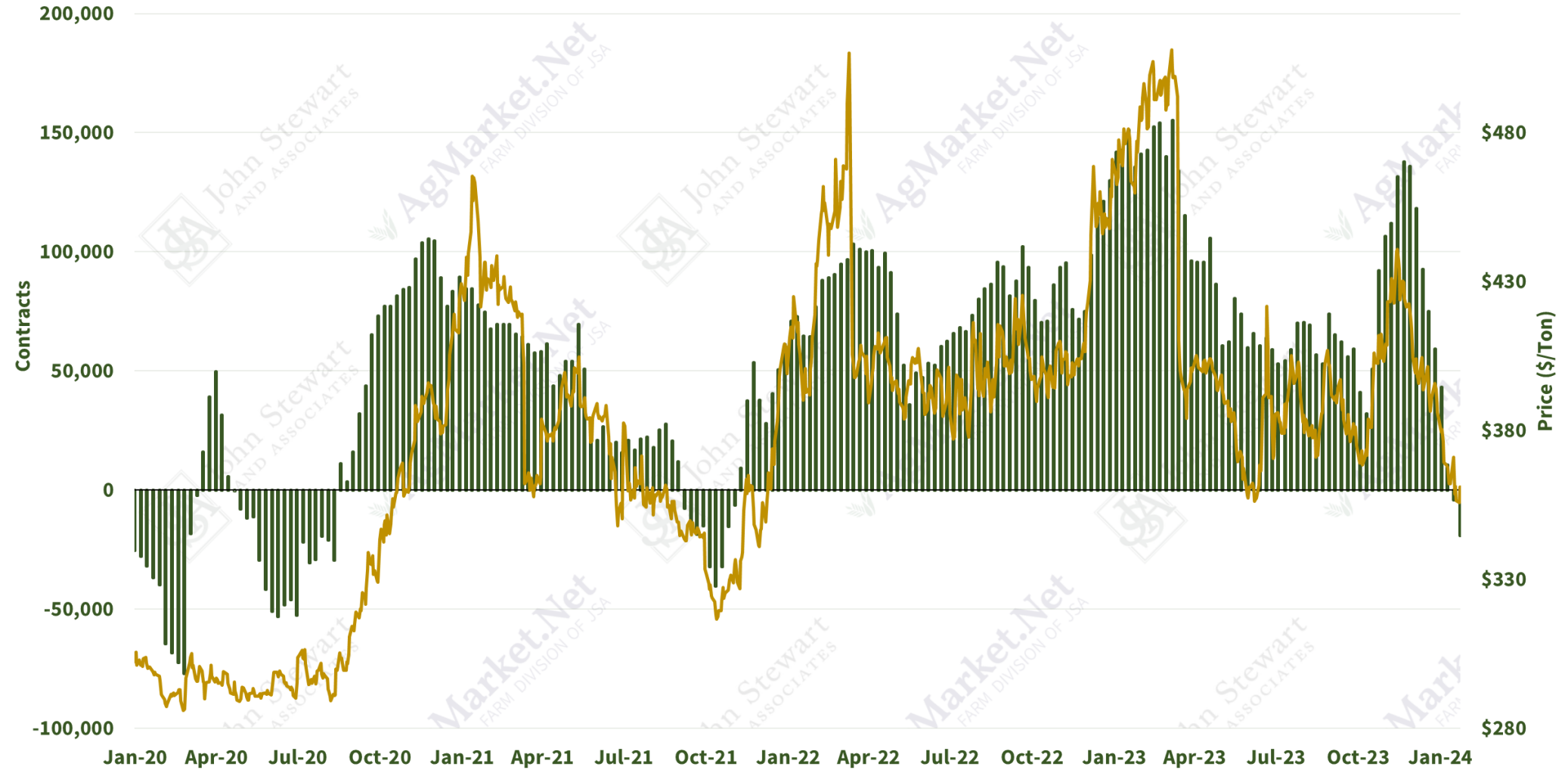


# Soybean Meal Snapshot (Futures & Options)

Friday, January 26, 2024

### Net Soybean Meal Futures & Options Position and Nearby Futures Price

Managed Money Soybean Meal Price



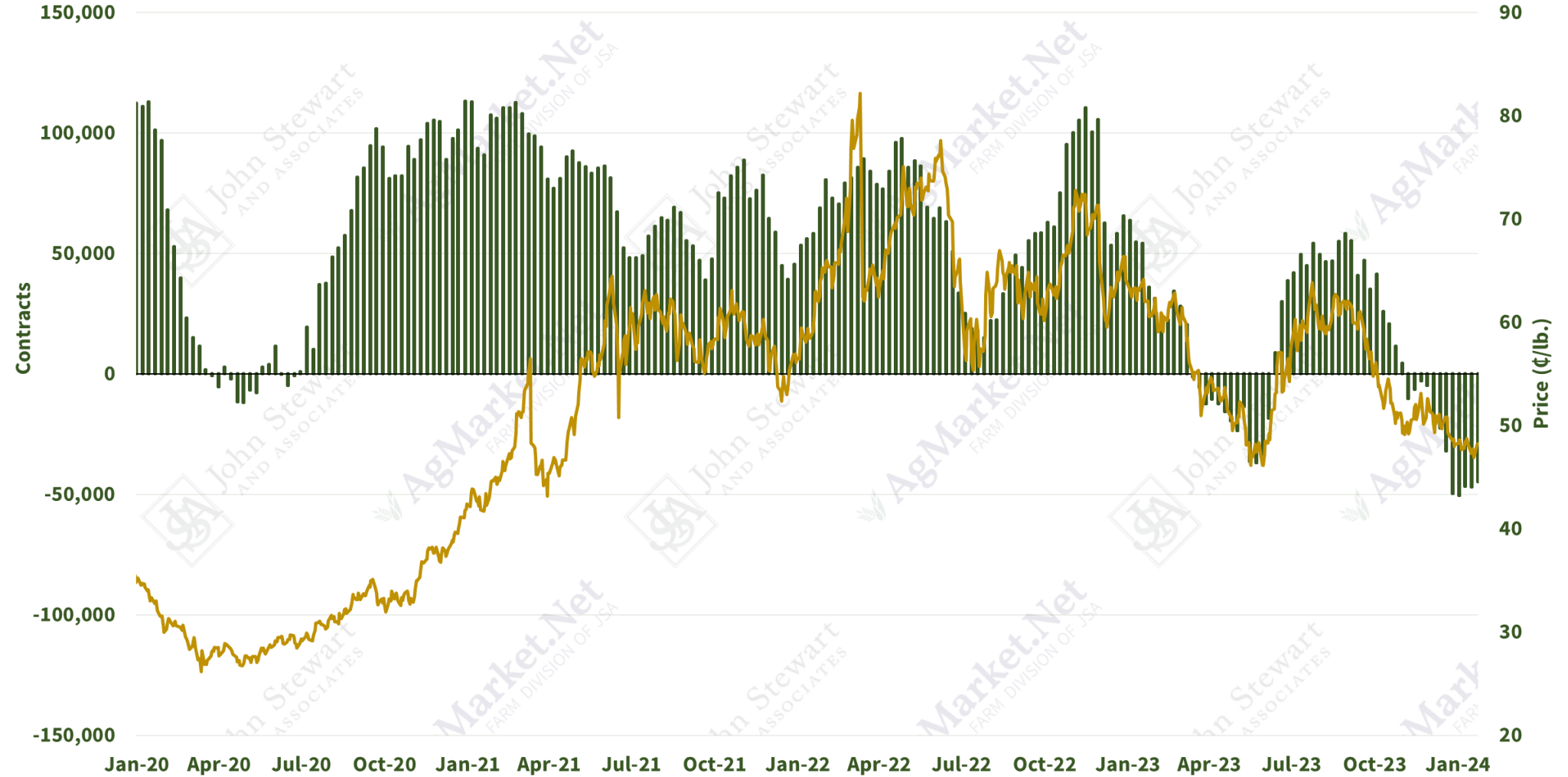


# Soybean Oil Snapshot (Futures & Options)

Friday, January 26, 2024

## Net Soybean Oil Futures & Options Position and Nearby Futures Price

Managed Money    Soybean Oil Price

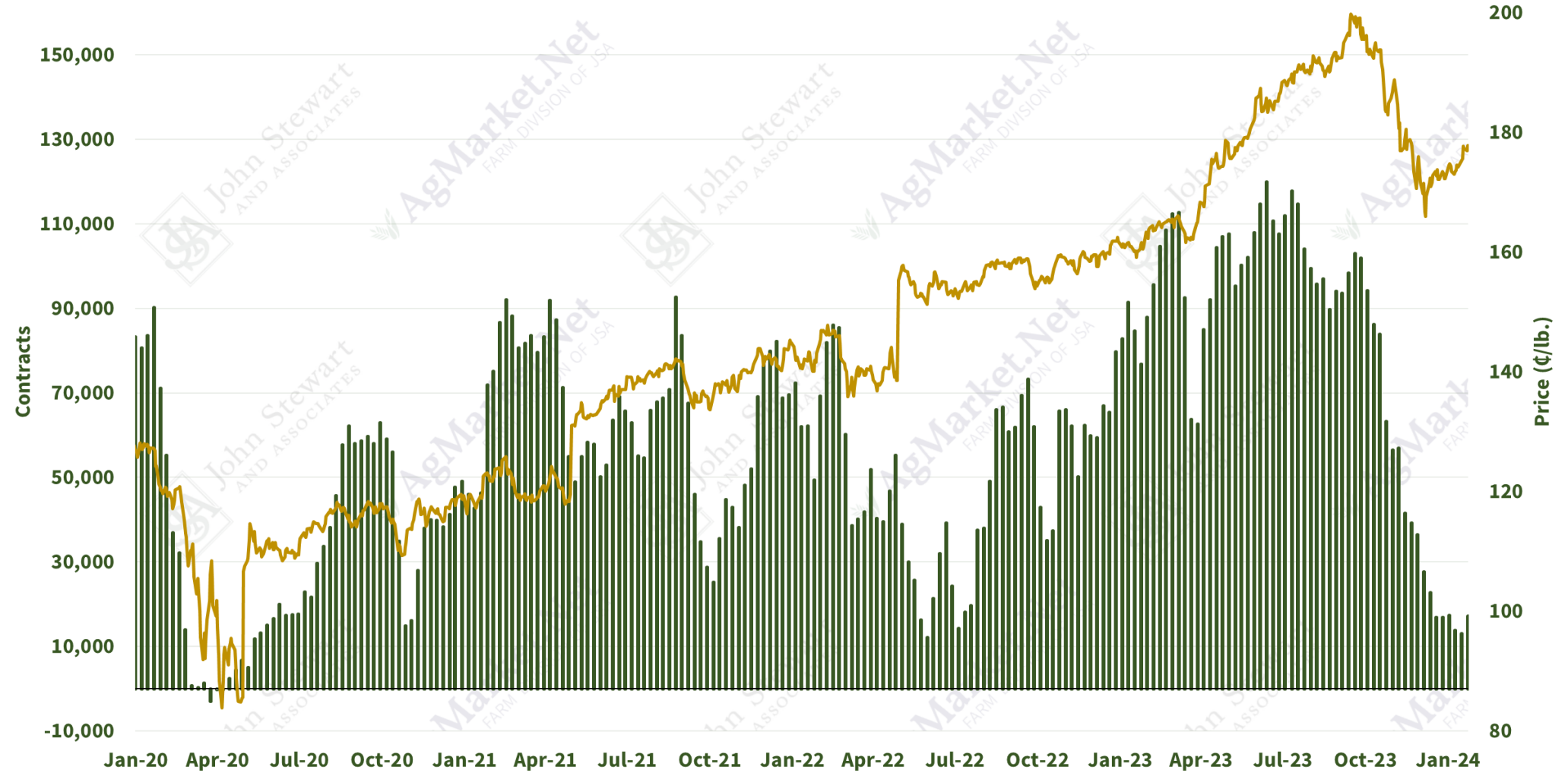


# Live Cattle Snapshot (Futures & Options)

Friday, January 26, 2024

## Net Live Cattle Futures & Options Position and Nearby Futures Price

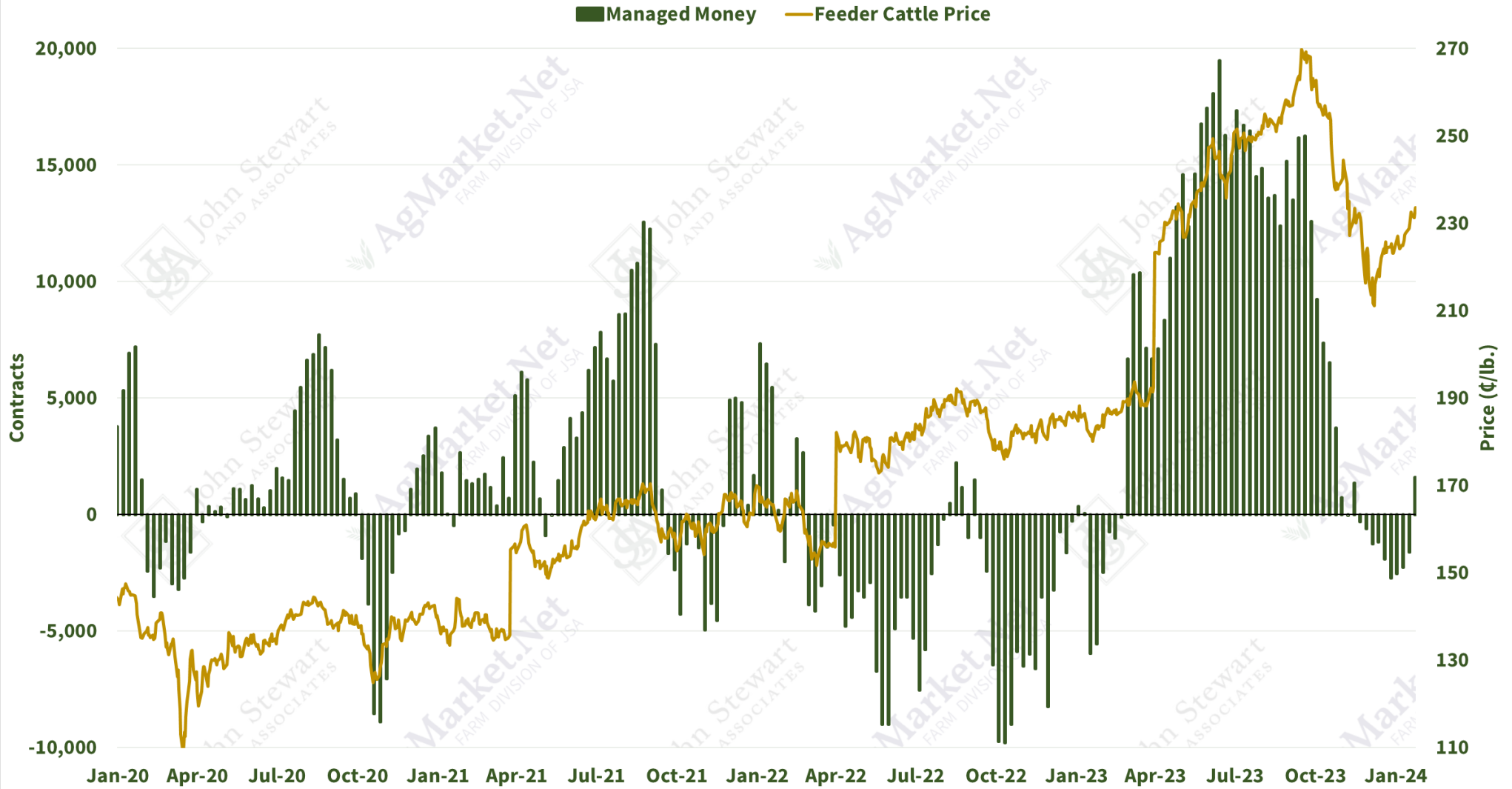
Managed Money    Live Cattle Price



# Feeder Cattle Snapshot (Futures & Options)

Friday, January 26, 2024

### Net Feeder Cattle Futures & Options Position and Nearby Futures Price

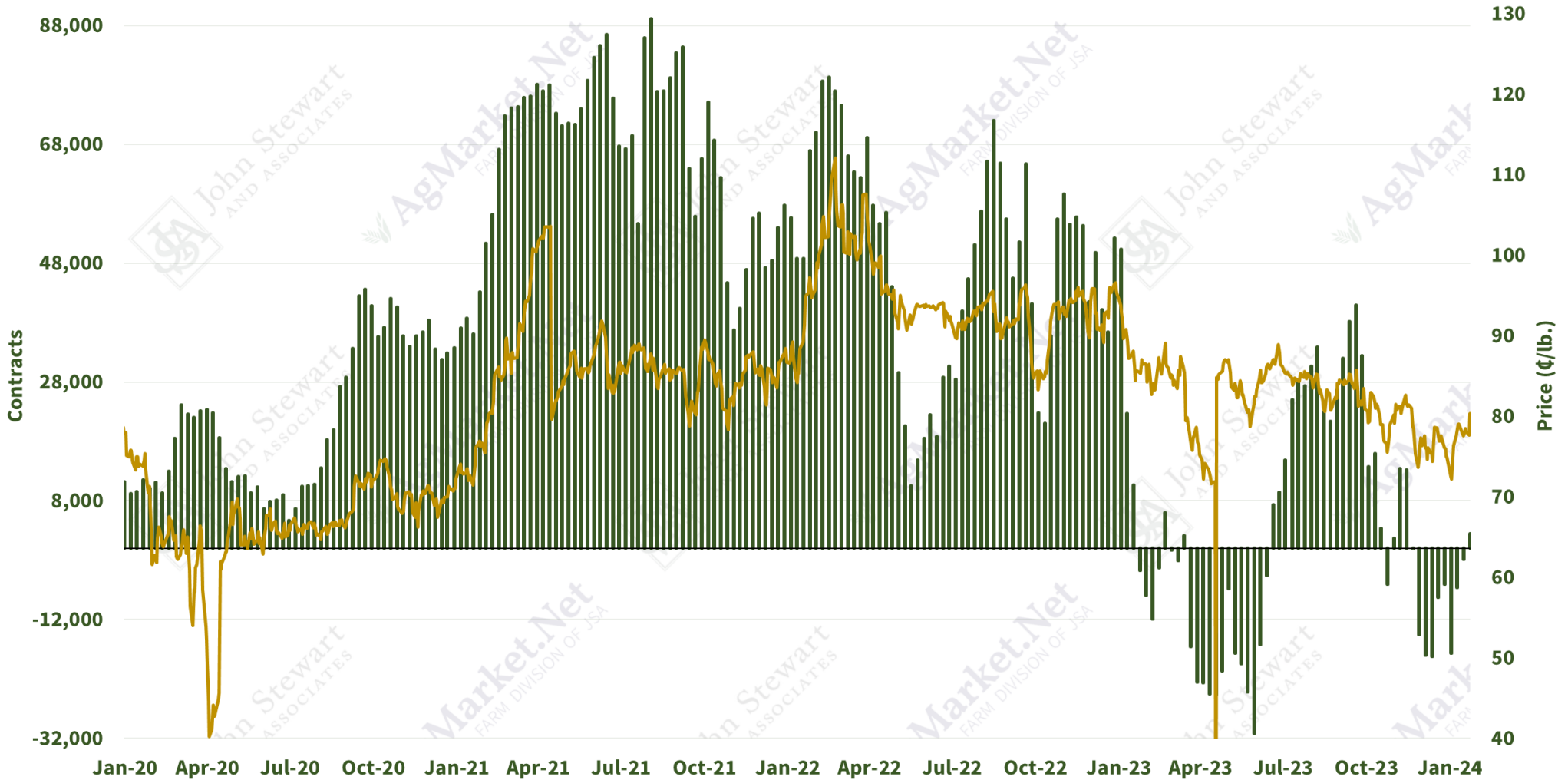


# Lean Hogs Snapshot (Futures & Options)

Friday, January 26, 2024

## Net Lean Hogs Futures & Options Position and Nearby Futures Price

Managed Money    Lean Hogs Price



Trading commodity futures, options on futures, cash commodities and over-the-counter derivative products involve substantial risk of loss and may not be suitable for all investors. John Stewart and Associates, Inc. does not accept orders to buy or sell by e-mail. The information contained in this message has been obtained from sources believed to be reliable, but is not guaranteed as to its accuracy or completeness. Opinions are solely those of the author, subject to change at any time, and do not constitute a solicitation to buy or sell commodity futures, options, or over-the-counter derivative products. Past performance is not indicative of future results. © John Stewart and Associates, Inc. 2024