

Commitments of Traders Summary (Futures Only)

*DATA FOR WEEK ENDING 01/23/2024

Friday, January 26, 2024

COMMERCIAL

	LONG	SHORT	NET	PRIOR	CHANGE
SRW	64,227	79,696	(15,469)	(10,176)	(5,293)
HRW	28,352	51,377	(23,025)	(18,492)	(4,533)
CORN	475,357	461,794	13,563	15,543	(1,980)
SOYBEAN	284,252	281,404	2,848	(7,057)	9,905
MEAL	134,840	229,290	(94,450)	(102,992)	8,542
OIL	144,373	236,069	(91,696)	(88,620)	(3,076)
LIVE CATTLE	56,899	131,535	(74,636)	(70,939)	(3,697)
FEEDER CATTLE	11,037	7,915	3,122	4,867	(1,745)
LEAN HOGS	19,350	42,524	(23,174)	(19,718)	(3,456)

LARGE TRADER

	LONG	SHORT	NET	PRIOR	CHANGE
SRW	41,124	13,561	27,563	30,252	(2,689)
HRW	16,688	5,954	10,734	10,075	659
CORN	103,796	47,529	56,267	51,682	4,585
SOYBEAN	33,210	42,812	(9,602)	(14,841)	5,239
MEAL	25,842	33,234	(7,392)	(12,748)	5,356
OIL	44,594	26,209	18,385	18,856	(471)
LIVE CATTLE	27,136	18,176	8,960	9,398	(438)
FEEDER CATTLE	3,571	5,772	(2,201)	(1,681)	(520)
LEAN HOGS	15,943	42,297	(26,354)	(23,384)	(2,970)

SWAP DEALERS

	LONG	SHORT	NET	PRIOR	CHANGE
SRW	68,217	3,419	64,798	64,240	558
HRW	52,453	1,478	50,975	49,678	1,297
CORN	231,664	6,401	225,263	226,674	(1,411)
SOYBEAN	127,269	6,627	120,642	119,496	1,146
MEAL	100,622	52	100,570	96,821	3,749
OIL	117,972	4,211	113,761	113,854	(93)
LIVE CATTLE	50,109	2,244	47,865	48,320	(455)
FEEDER CATTLE	1,616	1,964	(348)	(305)	(43)
LEAN HOGS	54,527	3,332	51,195	51,180	15

NON REPORTABLE

	LONG	SHORT	NET	PRIOR	CHANGE
SRW	30,797	37,344	(6,547)	(7,453)	906
HRW	18,321	20,184	(1,863)	(3,139)	1,276
CORN	151,597	171,223	(19,626)	(22,249)	2,623
SOYBEAN	48,453	65,949	(17,496)	(18,771)	1,275
MEAL	47,631	33,135	14,496	17,413	(2,917)
OIL	31,544	28,251	3,293	2,353	940
LIVE CATTLE	33,259	32,820	439	(189)	628
FEEDER CATTLE	10,821	12,955	(2,134)	(1,144)	(990)
LEAN HOGS	16,929	21,088	(4,159)	(5,979)	1,820

MANGED MONEY

	LONG	SHORT	NET	PRIOR	CHANGE
SRW	68,466	138,811	(70,345)	(76,863)	6,518
HRW	39,668	76,489	(36,821)	(38,122)	1,301
CORN	157,008	432,475	(275,467)	(271,650)	(3,817)
SOYBEAN	48,552	144,944	(96,392)	(78,827)	(17,565)
MEAL	55,617	68,841	(13,224)	1,506	(14,730)
OIL	57,428	101,171	(43,743)	(46,443)	2,700
LIVE CATTLE	46,154	28,782	17,372	13,410	3,962
FEEDER CATTLE	9,166	7,605	1,561	(1,737)	3,298
LEAN HOGS	45,050	42,558	2,492	(2,099)	4,591

TOTAL

	LONG	SHORT	NET	PRIOR	CHANGE
SRW	379,082	372,535	6,547	7,453	(906)
HRW	209,352	207,489	1,863	3,139	(1,276)
CORN	1,433,299	1,413,673	19,626	22,249	(2,623)
SOYBEAN	678,336	660,840	17,496	18,771	(1,275)
MEAL	432,405	446,901	(14,496)	(17,413)	2,917
OIL	528,657	531,950	(3,293)	(2,353)	(940)
LIVE CATTLE	236,530	236,969	(439)	189	(628)
FEEDER CATTLE	39,864	37,730	2,134	1,144	990
LEAN HOGS	182,565	178,406	4,159	5,979	(1,820)

Record Positions (Futures Only)

*DATA FOR WEEK ENDING 01/23/2024

Friday, January 26, 2024

RECORD COMMERCIAL

	LONG	DATE	SHORT	DATE	LATEST
SRW	32,628	10/4/2016	(161,927)	8/7/2018	(15,469)
HRW	6,050	12/1/2015	(130,381)	7/18/2017	(23,025)
CORN	35,113	6/23/2020	(783,355)	2/23/2021	13,563
SOYBEAN	70,341	9/30/2014	(424,543)	11/10/2020	2,848
MEAL	37,740	9/12/2006	(276,587)	3/7/2023	(94,450)
OIL	(3,790)	1/21/2014	(266,921)	12/24/2019	(91,696)
LIVE CATTLE	(21,580)	10/20/2015	(226,677)	4/23/2019	(74,636)
FEEDER CATTLE	5,848	11/21/2023	(12,916)	10/24/2017	3,122
LEAN HOGS	(12,170)	12/12/2023	(146,448)	9/24/2013	(23,174)

RECORD LARGE TRADER

	LONG	DATE	SHORT	DATE	LATEST
SRW	65,549	12/12/2017	(26,533)	7/11/2017	27,563
HRW	27,621	10/1/2019	(17,897)	3/10/2015	10,734
CORN	322,373	6/19/2018	(60,251)	10/15/2013	56,267
SOYBEAN	103,151	6/19/2018	(64,307)	9/30/2014	(9,602)
MEAL	48,844	7/24/2018	(23,423)	12/26/2023	(7,392)
OIL	57,851	4/10/2018	(22,572)	5/7/2013	18,385
LIVE CATTLE	36,545	6/4/2019	(33,664)	7/20/2010	8,960
FEEDER CATTLE	4,830	9/20/2016	(6,313)	5/8/2012	(2,201)
LEAN HOGS	27,146	6/25/2019	(39,540)	8/8/2023	(26,354)

RECORD SWAP DEALERS

	LONG	DATE	SHORT	DATE	LATEST
SRW	123,413	11/18/2014	52,654	10/4/2022	64,798
HRW	51,971	1/21/2020	18,064	10/1/2019	50,975
CORN	412,591	8/10/2010	120,158	9/10/2019	225,263
SOYBEAN	185,600	2/26/2008	40,978	9/25/2012	120,642
MEAL	107,961	1/14/2020	(7,504)	9/5/2006	100,570
OIL	119,477	1/7/2020	27,264	3/17/2009	113,761
LIVE CATTLE	114,534	7/29/2008	42,994	3/21/2023	47,865
FEEDER CATTLE	11,035	7/17/2018	(682)	1/2/2024	(348)
LEAN HOGS	111,707	6/3/2008	33,821	4/7/2020	51,195

RECORD NON REPORTABLE

	LONG	DATE	SHORT	DATE	LATEST
SRW	11,273	10/11/2016	(21,271)	8/11/2020	(6,547)
HRW	15,784	4/9/2019	(12,083)	12/17/2013	(1,863)
CORN	99,393	9/17/2019	(160,924)	1/26/2010	(19,626)
SOYBEAN	16,963	5/19/2020	(101,342)	9/30/2014	(17,496)
MEAL	32,282	2/9/2021	(2,262)	11/29/2011	14,496
OIL	25,121	4/19/2016	(14,297)	4/23/2013	3,293
LIVE CATTLE	5,255	9/3/2019	(46,204)	6/10/2008	439
FEEDER CATTLE	1,324	10/27/2020	(16,409)	3/1/2011	(2,134)
LEAN HOGS	4,741	3/19/2019	(24,733)	11/14/2017	(4,159)

RECORD MANGED MONEY

	LONG	DATE	SHORT	DATE	LATEST
SRW	66,351	8/7/2018	(171,269)	4/25/2017	(70,345)
HRW	72,845	7/11/2017	(59,759)	5/7/2019	(36,821)
CORN	409,444	3/1/2011	(344,185)	4/23/2019	(275,467)
SOYBEAN	240,937	5/1/2012	(171,141)	5/14/2019	(96,392)
MEAL	155,797	2/21/2023	(75,873)	2/25/2020	(13,224)
OIL	125,722	11/1/2016	(110,846)	9/18/2018	(43,743)
LIVE CATTLE	155,183	4/23/2019	(10,478)	9/17/2019	17,372
FEEDER CATTLE	21,741	2/28/2012	(9,589)	10/4/2022	1,561
LEAN HOGS	96,164	9/24/2013	(35,442)	5/30/2023	2,492

RECORD TOTAL

	LONG	DATE	SHORT	DATE	LATEST
SRW	21,271	8/11/2020	(11,273)	10/11/2016	6,547
HRW	12,083	12/17/2013	(15,784)	4/9/2019	1,863
CORN	160,924	1/26/2010	(99,393)	9/17/2019	19,626
SOYBEAN	101,342	9/30/2014	(16,963)	5/19/2020	17,496
MEAL	2,262	11/29/2011	(32,282)	2/9/2021	(14,496)
OIL	14,297	4/23/2013	(25,121)	4/19/2016	(3,293)
LIVE CATTLE	46,204	6/10/2008	(5,255)	9/3/2019	(439)
FEEDER CATTLE	16,409	3/1/2011	(1,324)	10/27/2020	2,134
LEAN HOGS	24,733	11/14/2017	(4,741)	3/19/2019	4,159

Recent History (Futures Only)

Friday, January 26, 2024

SRW:

HRW:

CORN:

Date	Comm.	Swap	Managed Money	Other	Non Reportable
10/24/2023	409	56,569	(97,710)	37,763	2,969
10/31/2023	6,059	62,534	(108,837)	39,270	974
11/7/2023	(1,119)	61,673	(100,202)	40,591	(943)
11/14/2023	(4,714)	63,513	(97,451)	38,413	239
11/21/2023	5,838	70,317	(117,417)	39,886	1,376
11/28/2023	29,897	68,748	(124,067)	26,863	(1,441)
12/5/2023	11,770	60,801	(100,532)	33,465	(5,504)
12/12/2023	(11,691)	60,234	(71,110)	31,089	(8,522)
12/19/2023	(16,748)	59,987	(66,876)	29,883	(6,246)
12/26/2023	(20,617)	59,141	(60,716)	29,305	(7,113)
1/2/2024	(18,493)	59,269	(64,076)	30,459	(7,159)
1/9/2024	(18,849)	61,281	(61,750)	28,360	(9,042)

Date	Comm.	Swap	Managed Money	Other	Non Reportable
10/24/2023	(12,280)	41,895	(29,319)	1,967	(2,263)
10/31/2023	(11,038)	40,565	(33,334)	5,991	(2,184)
11/7/2023	(8,781)	39,468	(34,730)	6,900	(2,857)
11/14/2023	(10,946)	39,705	(37,742)	9,380	(397)
11/21/2023	(94)	38,066	(48,347)	12,070	(1,695)
11/28/2023	(248)	36,877	(49,666)	15,231	(2,194)
12/5/2023	(11,821)	36,790	(38,379)	14,854	(1,444)
12/12/2023	(18,771)	35,595	(30,489)	15,111	(1,446)
12/19/2023	(18,784)	35,835	(28,730)	12,534	(855)
12/26/2023	(16,723)	35,887	(30,758)	11,900	(306)
1/2/2024	(19,324)	42,880	(34,182)	11,604	(978)
1/9/2024	(23,199)	45,620	(33,945)	11,214	310

Date	Comm.	Swap	Managed Money	Other	Non Reportable
10/24/2023	(91,532)	174,566	(99,522)	51,242	(34,754)
10/31/2023	(68,265)	182,318	(147,141)	59,445	(26,357)
11/7/2023	(53,810)	181,907	(176,065)	70,024	(22,056)
11/14/2023	(55,967)	189,052	(174,643)	65,443	(23,885)
11/21/2023	(45,553)	188,776	(201,790)	77,784	(19,217)
11/28/2023	(10,964)	186,124	(212,023)	54,875	(18,012)
12/5/2023	(53,736)	191,490	(156,828)	46,389	(27,315)
12/12/2023	(59,039)	190,569	(149,655)	48,440	(30,315)
12/19/2023	(31,690)	179,592	(182,358)	54,788	(20,332)
12/26/2023	(29,596)	181,473	(172,015)	44,364	(24,226)
1/2/2024	(11,234)	186,332	(200,949)	54,221	(28,370)
1/9/2024	(13,063)	207,084	(237,209)	64,176	(20,988)

SOYBEANS:

SOYBEAN MEAL:

SOYBEAN OIL:

	Comm.	Swap	Managed Money	Other	Non Reportable
10/24/2023	(116,749)	92,266	6,817	29,637	(11,971)
10/31/2023	(94,193)	92,380	23,123	(6,863)	(14,447)
11/7/2023	(145,037)	95,714	71,773	(8,216)	(14,234)
11/14/2023	(164,711)	95,216	95,238	(8,561)	(17,182)
11/21/2023	(153,414)	99,637	85,822	(12,016)	(20,029)
11/28/2023	(130,862)	100,468	71,151	(20,454)	(20,303)
12/5/2023	(109,681)	106,720	37,732	(17,434)	(17,337)
12/12/2023	(105,894)	105,678	31,747	(14,208)	(17,323)
12/19/2023	(90,013)	101,092	10,486	(8,488)	(13,077)
12/26/2023	(85,494)	106,210	11,497	(23,423)	(8,790)
1/2/2024	(72,761)	108,099	(8,870)	(13,058)	(13,410)
1/9/2024	(58,789)	112,409	(33,277)	(4,772)	(15,571)

	Comm.	Swap	Managed Money	Other	Non Reportable
10/24/2023	(214,672)	88,222	92,580	13,746	20,124
10/31/2023	(225,153)	86,311	107,090	12,578	19,174
11/7/2023	(227,274)	85,521	112,608	8,617	20,528
11/14/2023	(238,899)	83,128	132,714	2,869	20,188
11/21/2023	(237,094)	83,936	139,125	(576)	14,609
11/28/2023	(230,116)	80,090	139,178	(8,550)	19,398
12/5/2023	(219,893)	81,386	123,670	(7,019)	21,856
12/12/2023	(187,238)	79,849	97,348	(12,604)	22,645
12/19/2023	(162,141)	80,910	79,856	(18,459)	19,834
12/26/2023	(135,624)	81,109	64,404	(23,423)	13,534
1/2/2024	(121,102)	82,949	48,707	(21,769)	11,215
1/9/2024	(100,610)	89,776	16,131	(18,621)	13,324

	Comm.	Swap	Managed Money	Other	Non Reportable
10/24/2023	(134,290)	100,828	12,896	18,243	2,323
10/31/2023	(130,368)	99,934	5,169	19,933	5,332
11/7/2023	(118,668)	98,559	(9,938)	24,961	5,086
11/14/2023	(128,498)	100,987	(6,739)	27,596	6,654
11/21/2023	(132,808)	101,976	(3,331)	24,642	9,521
11/28/2023	(120,838)	101,550	(4,866)	18,905	5,249
12/5/2023	(109,730)	103,938	(18,593)	19,849	4,536
12/12/2023	(99,354)	100,053	(23,099)	17,295	5,105
12/19/2023	(90,562)	99,708	(32,223)	15,867	7,210
12/26/2023	(68,830)	97,977	(49,422)	15,602	4,673
1/2/2024	(65,962)	96,574	(50,234)	17,747	1,875
1/9/2024	(76,700)	104,354	(46,170)	16,962	1,554

LIVE CATTLE:

FEEDER CATTLE:

LEAN HOGS:

	Comm.	Swap	Managed Money	Other	Non Reportable
10/24/2023	(103,162)	54,047	62,703	(5,846)	(7,742)
10/31/2023	(98,536)	54,697	56,029	(5,843)	(6,347)
11/7/2023	(101,401)	55,796	56,354	(5,127)	(5,622)
11/14/2023	(94,040)	54,635	37,891	4,924	(3,410)
11/21/2023	(91,229)	55,312	35,170	3,486	(2,739)
11/28/2023	(90,911)	54,584	32,691	7,166	(3,530)
12/5/2023	(89,775)	56,815	26,889	10,569	(4,498)
12/12/2023	(88,736)	54,692	22,233	16,525	(4,714)
12/19/2023	(83,611)	52,810	17,037	17,129	(3,365)
12/26/2023	(83,197)	52,656	16,872	15,926	(2,257)
1/2/2024	(80,869)	52,042	17,852	12,801	(1,826)
1/9/2024	(73,754)	50,491	14,311	9,056	(104)

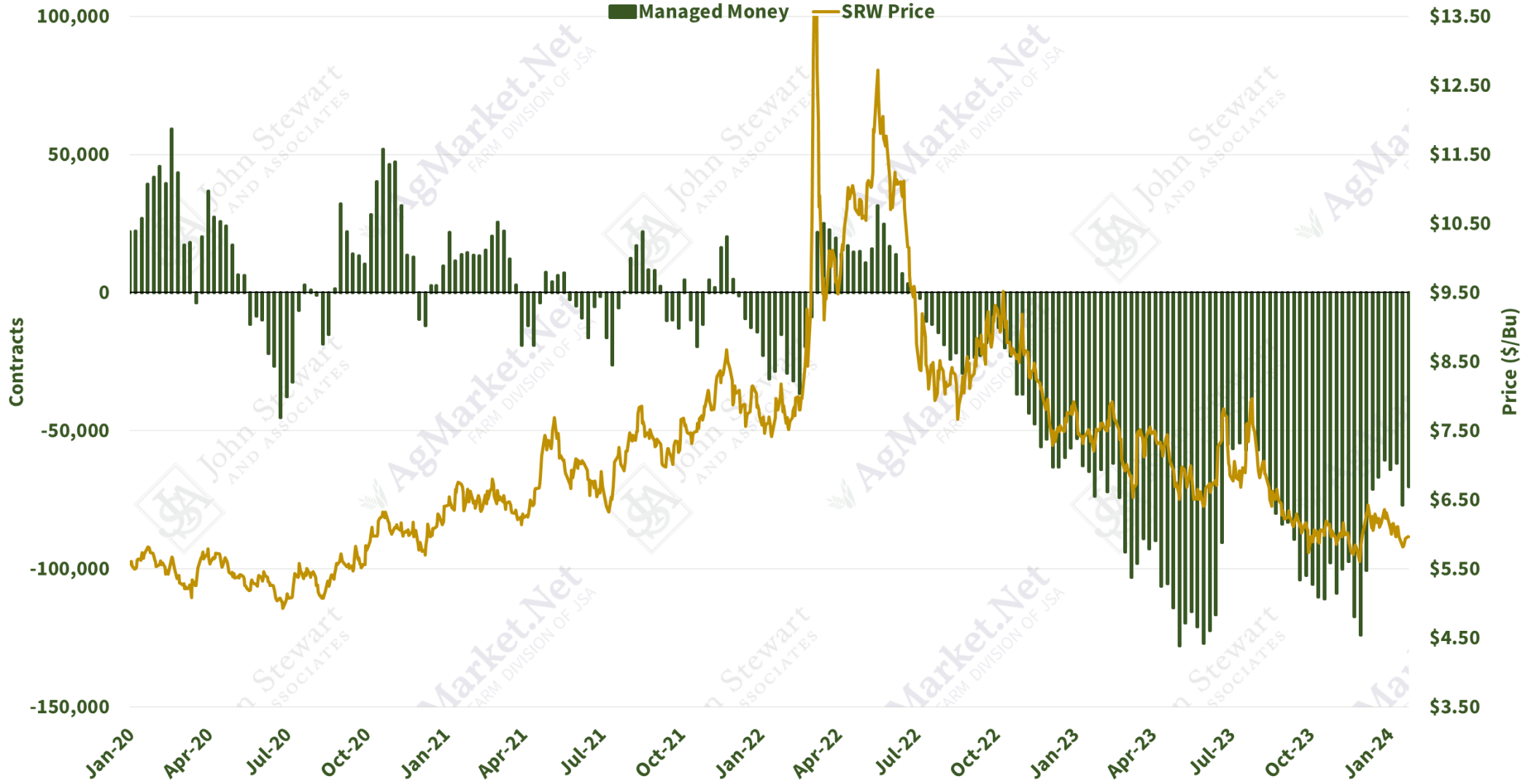
	Comm.	Swap	Managed Money	Other	Non Reportable
10/24/2023	1,417	(438)	3,336	(1,739)	(2,576)
10/31/2023	3,699	(303)	676	(2,153)	(1,919)
11/7/2023	5,046	(499)	(188)	(2,447)	(1,912)
11/14/2023	3,948	(385)	1,319	(3,862)	(1,020)
11/21/2023	5,848	(403)	(458)	(3,778)	(1,209)
11/28/2023	4,549	(537)	(1,179)	(3,836)	1,003
12/5/2023	4,183	(630)	(1,819)	(3,022)	1,288
12/12/2023	3,625	(446)	(1,663)	(2,080)	564
12/19/2023	4,277	(439)	(2,258)	(1,644)	64
12/26/2023	4,782	(511)	(3,092)	(1,134)	(45)
1/2/2024	5,041	(682)	(2,817)	(1,690)	148
1/9/2024	5,446	(405)	(2,464)	(2,043)	(534)

Date	Comm.	Swap	Managed Money	Other	Non Reportable
10/24/2023	(22,656)	43,327	(6,551)	(14,170)	50
10/31/2023	(24,705)	44,715	1,441	(19,630)	(1,821)
11/7/2023	(29,155)	42,309	13,514	(24,099)	(2,569)
11/14/2023	(27,696)	42,157	13,451	(23,899)	(4,013)
11/21/2023	(20,606)	41,252	(416)	(16,525)	(3,705)
11/28/2023	(15,813)	43,006	(14,743)	(10,533)	(1,917)
12/5/2023	(14,573)	44,018	(16,969)	(7,721)	(4,755)
12/12/2023	(12,170)	45,046	(18,430)	(10,025)	(4,421)
12/19/2023	(16,705)	44,047	(8,238)	(13,336)	(5,768)
12/26/2023	(17,404)	45,240	(5,890)	(15,276)	(6,670)
1/2/2024	(12,393)	46,861	(17,286)	(11,160)	(6,022)
1/9/2024	(18,159)	47,796	(6,894)	(17,602)	(5,141)

SRW Snapshot (Futures Only)

Friday, January 26, 2024

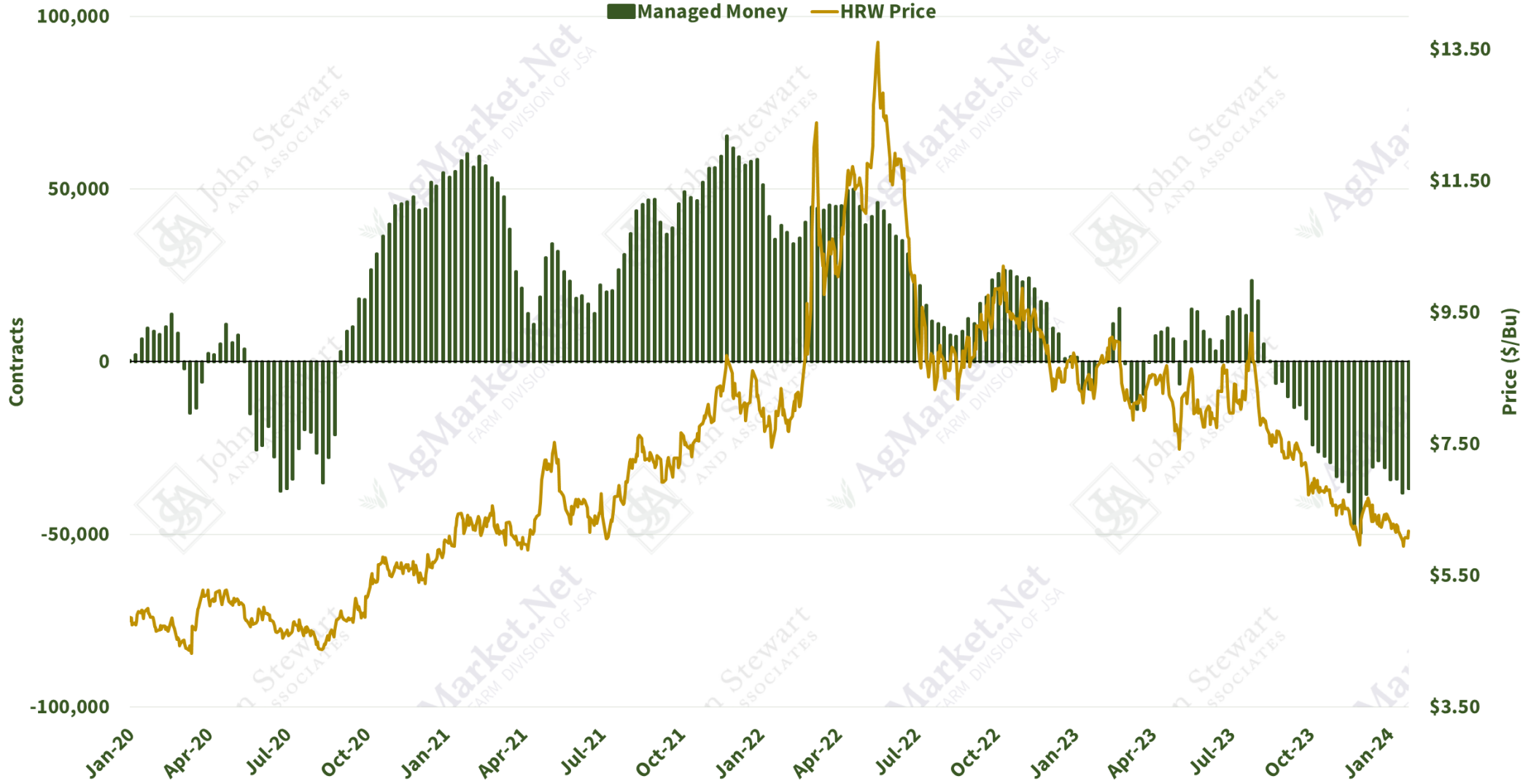
Net SRW Futures Only Position and Nearby Futures Price



HRW Snapshot (Futures Only)

Friday, January 26, 2024

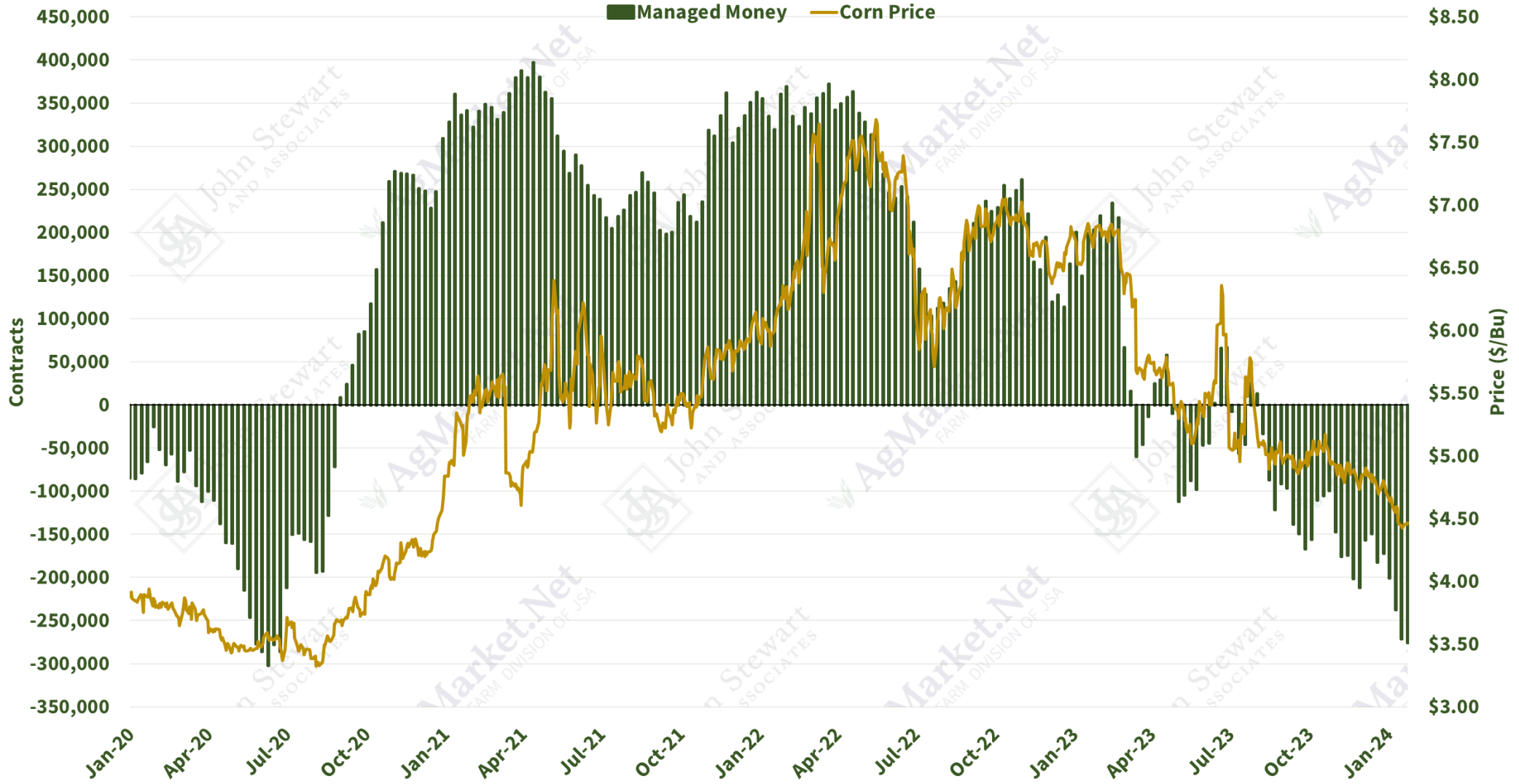
Net HRW Futures Only Position and Nearby Futures Price



Corn Snapshot (Futures Only)

Friday, January 26, 2024

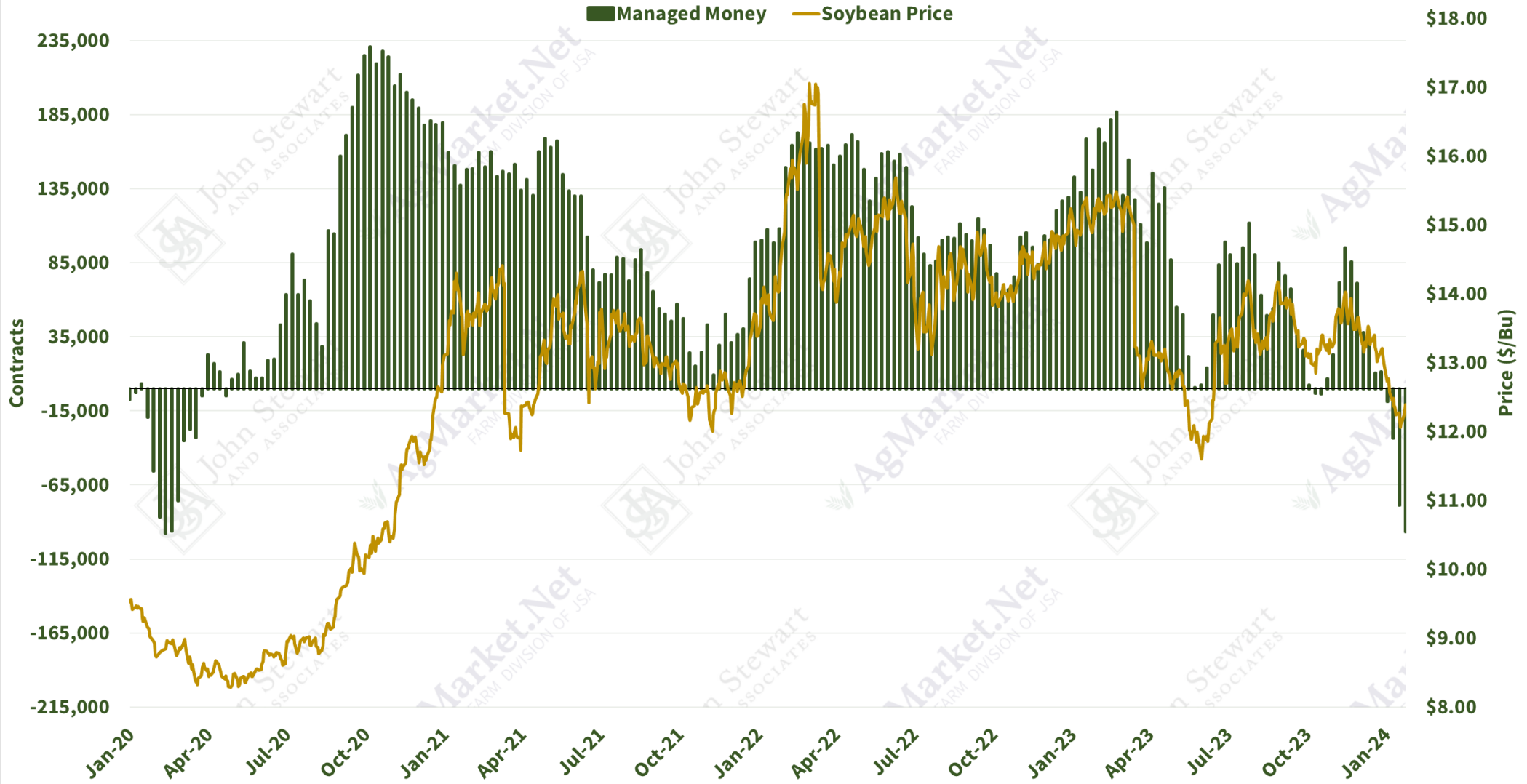
Net Corn Futures Only Position and Nearby Futures Price



Soybean Snapshot (Futures Only)

Friday, January 26, 2024

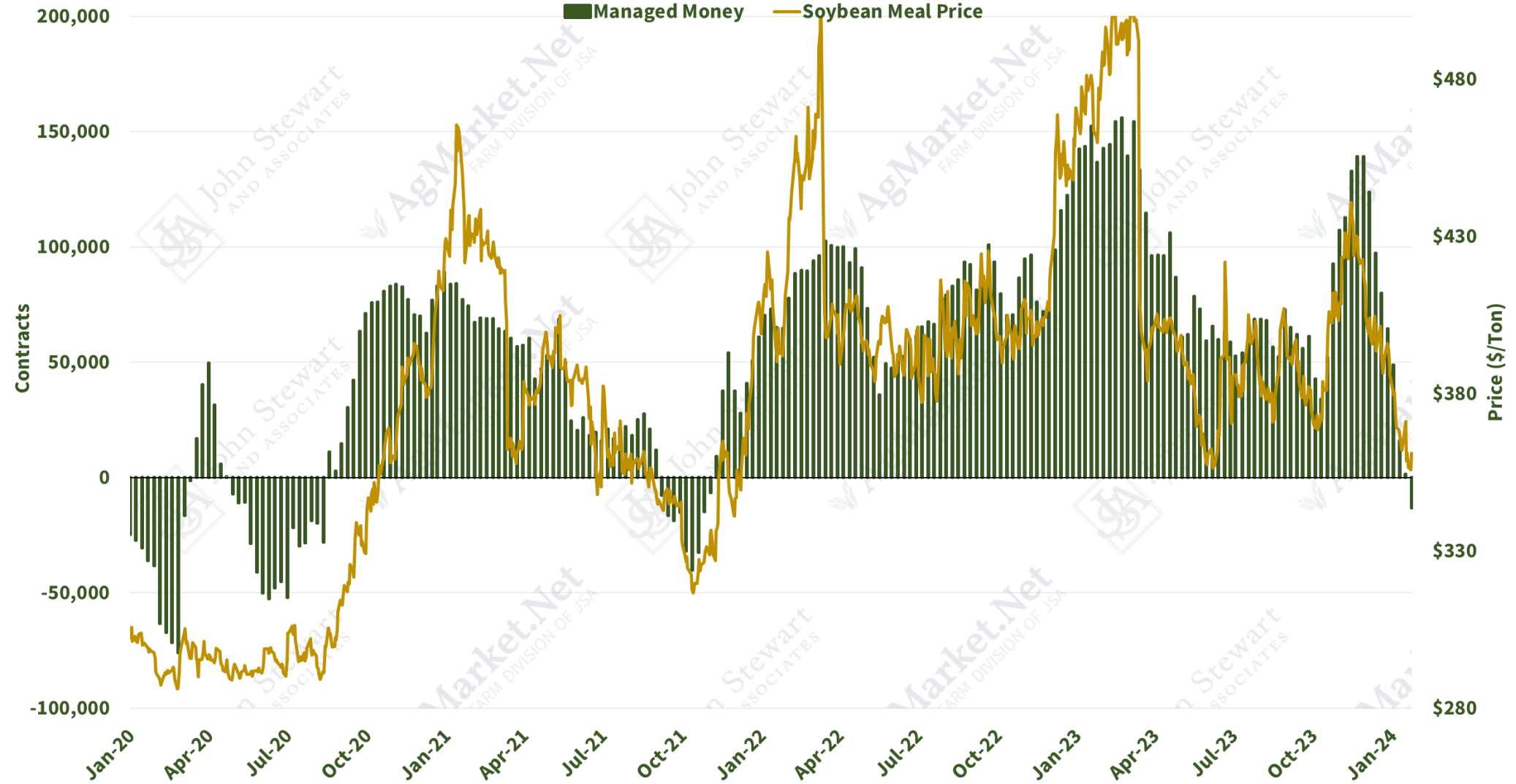
Net Soybean Futures Only Position and Nearby Futures Price



Soybean Meal Snapshot (Futures Only)

Friday, January 26, 2024

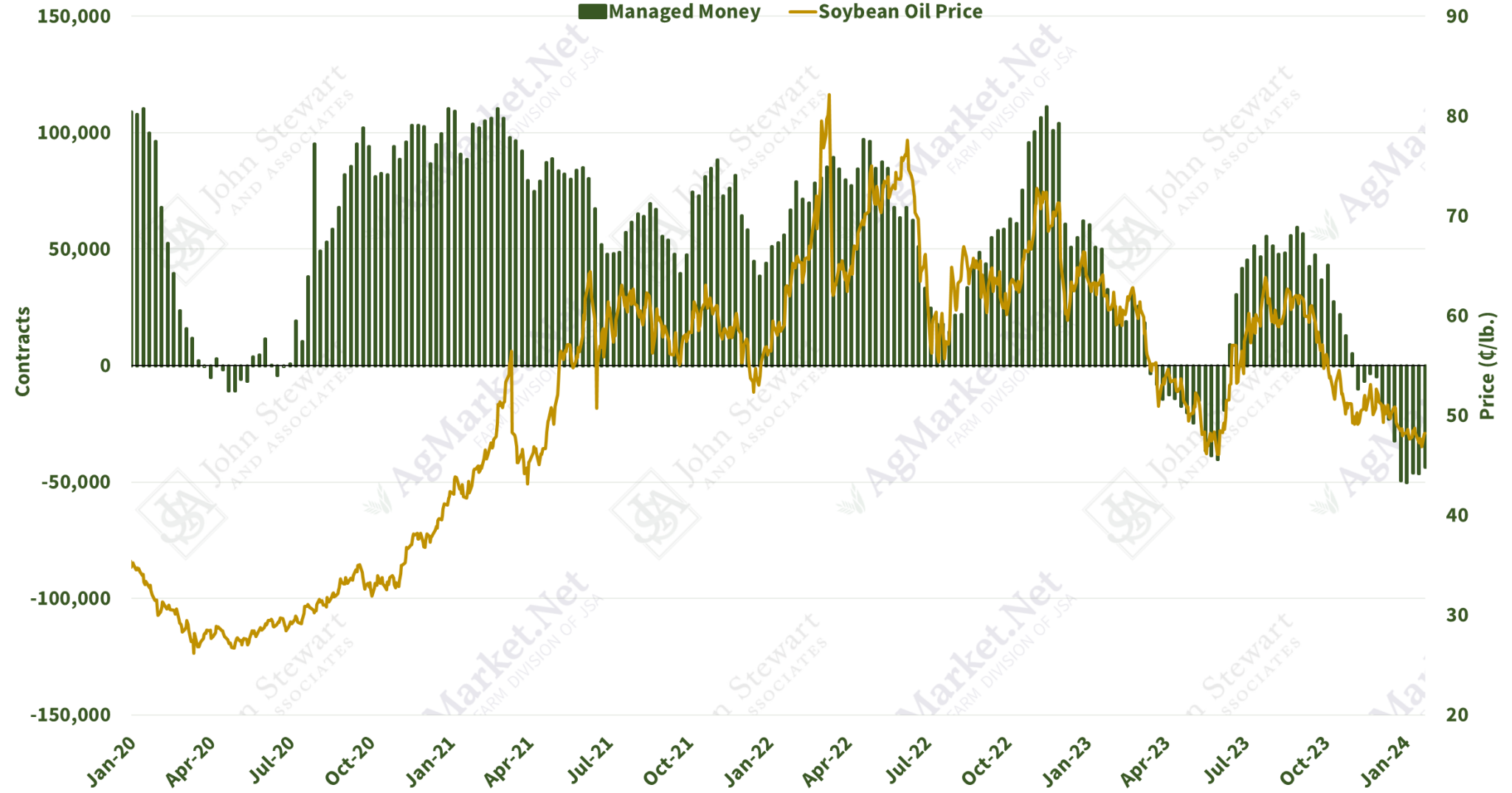
Net Soybean Meal Futures Only Position and Nearby Futures Price



Soybean Oil Snapshot (Futures Only)

Friday, January 26, 2024

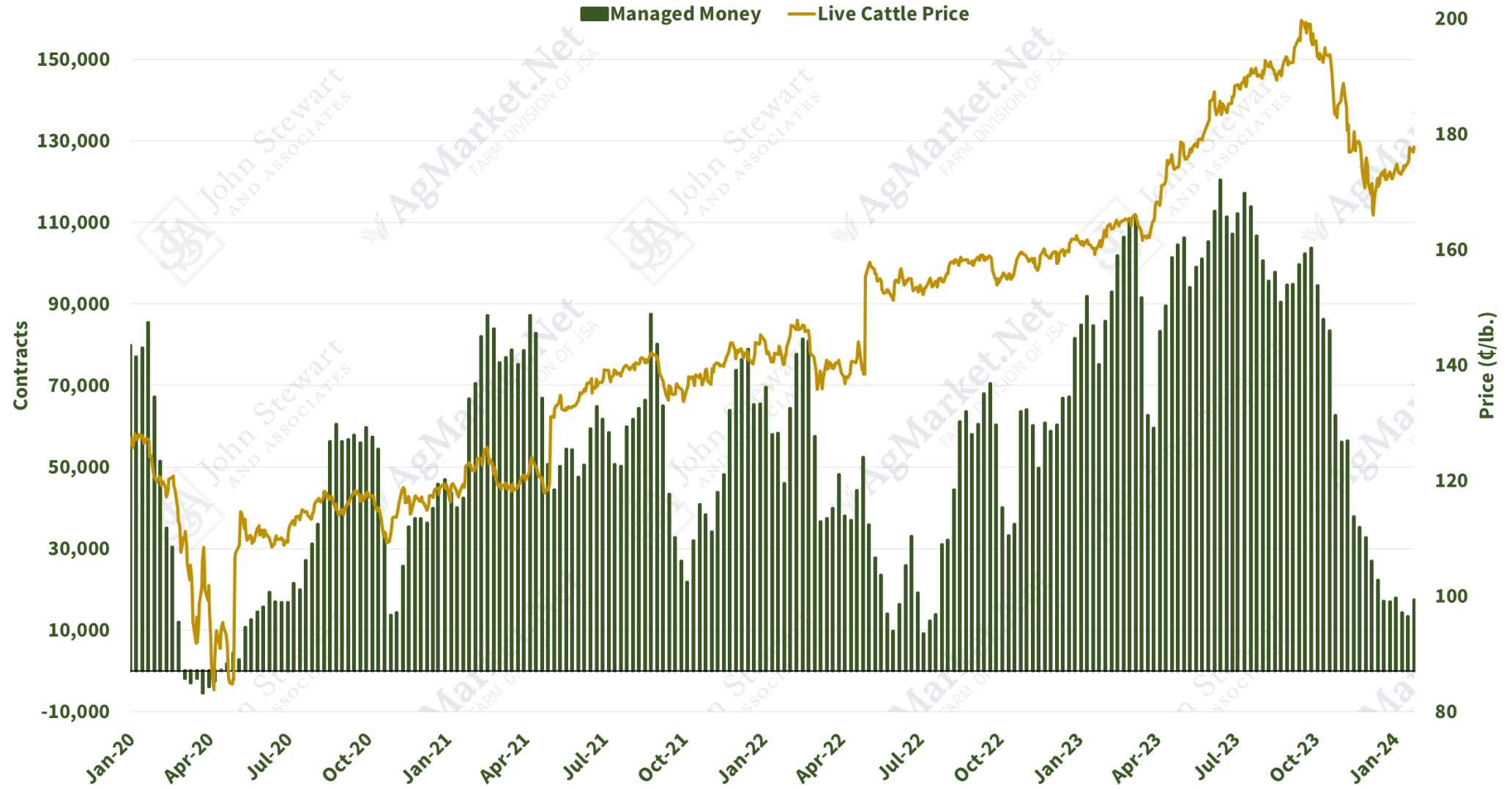
Net Soybean Oil Futures Only Position and Nearby Futures Price



Live Cattle Snapshot (Futures Only)

Friday, January 26, 2024

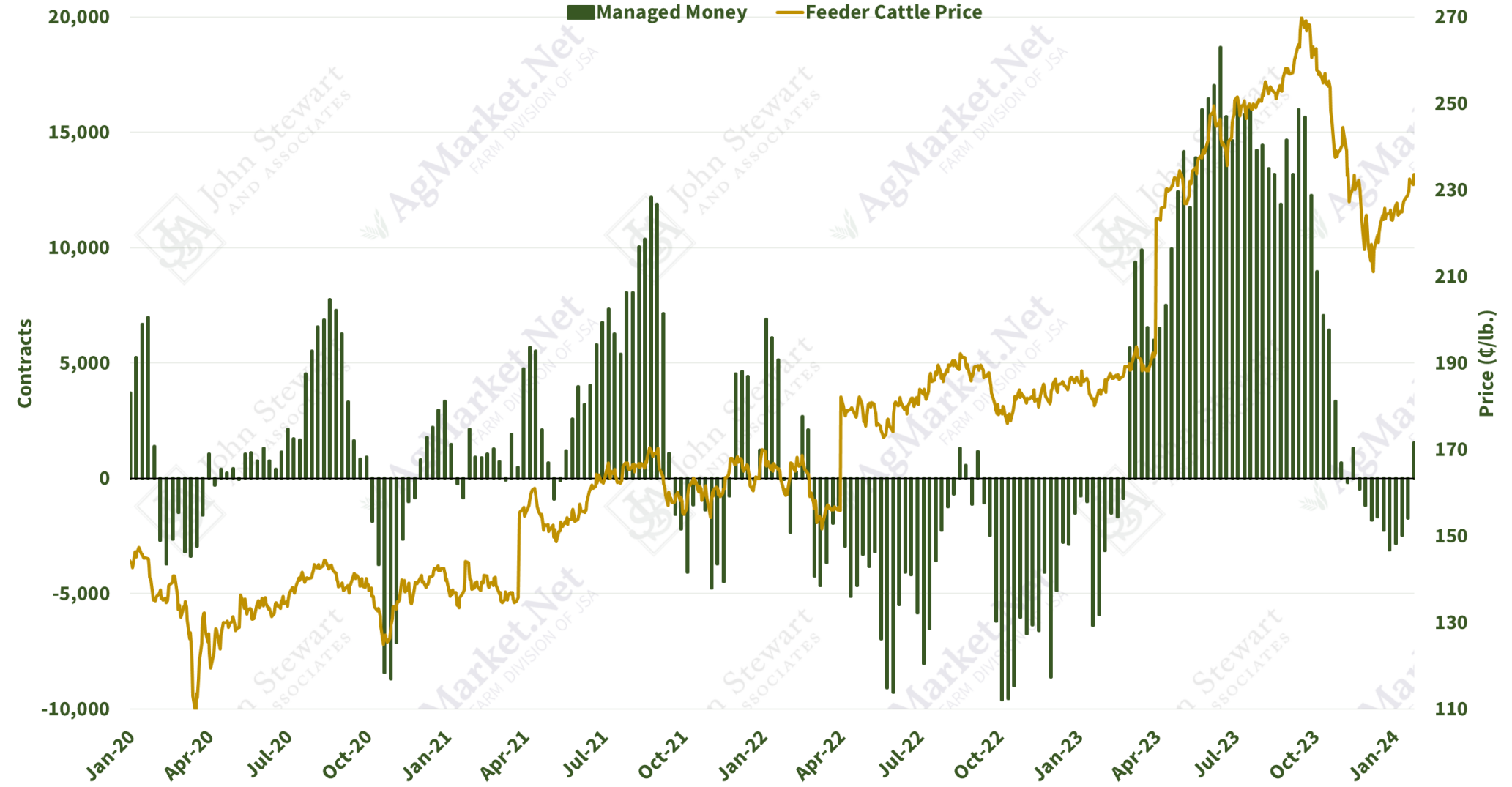
Net Live Cattle Futures Only Position and Nearby Futures Price



Feeder Cattle Snapshot (Futures Only)

Friday, January 26, 2024

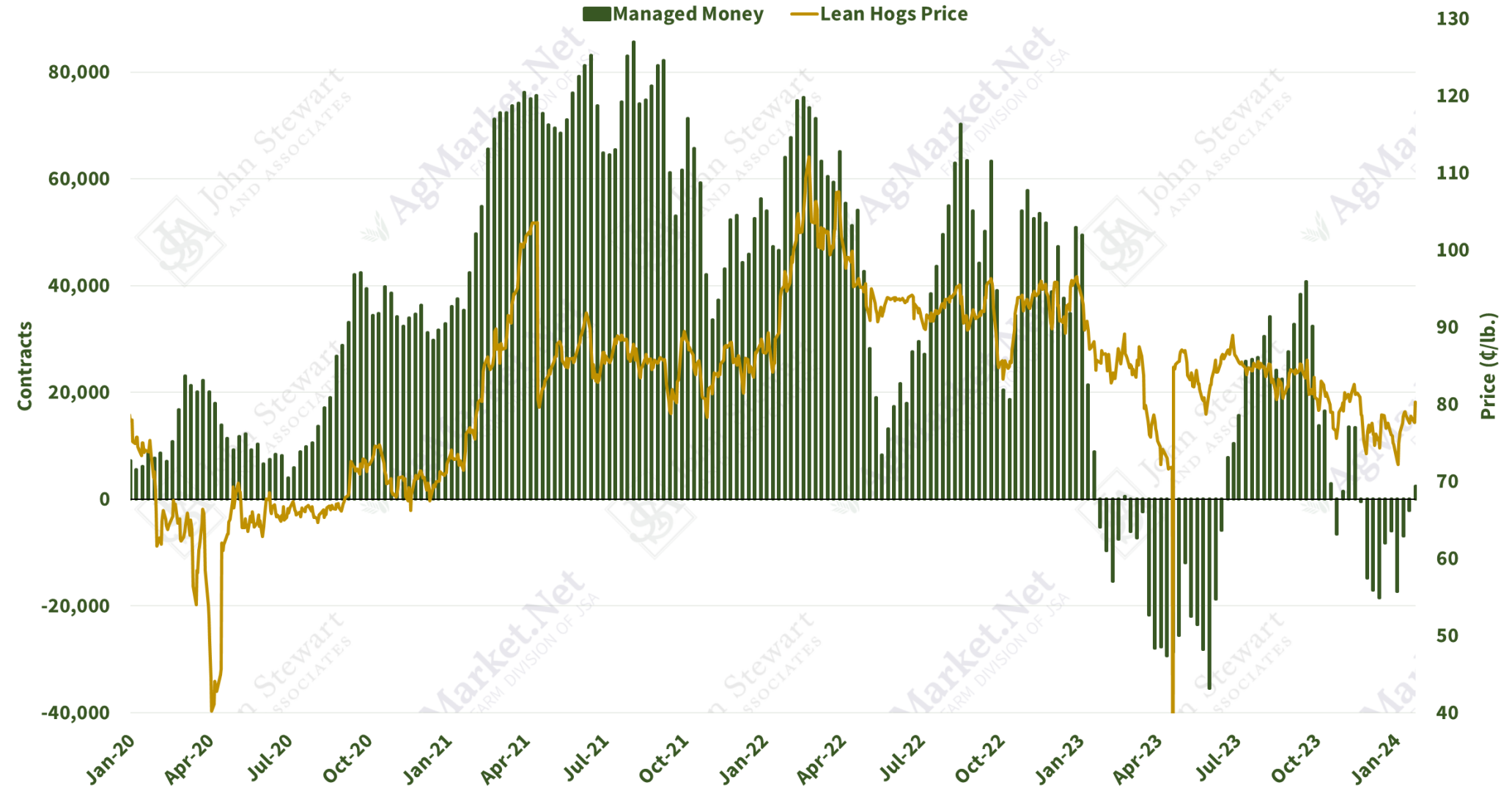
Net Feeder Cattle Futures Only Position and Nearby Futures Price



Lean Hogs Snapshot (Futures Only)

Friday, January 26, 2024

Net Lean Hogs Futures Only Position and Nearby Futures Price



Trading commodity futures, options on futures, cash commodities and over-the-counter derivative products involve substantial risk of loss and may not be suitable for all investors. John Stewart & Associates, Inc. does not accept orders to buy or sell by e-mail. The information contained in this message has been obtained from sources believed to be reliable, but is not guaranteed as to its accuracy or completeness. Opinions are solely those of the author, subject to change at any time, and do not constitute a solicitation to buy or sell commodity futures, options, or over-the-counter derivative products. Past performance is not indicative of future results. © John Stewart & Associates, Inc. 2024