

FGIS Export Inspections

January 16, 2024

SUMMARY – CURRENT MARKET YEAR (MBU)

GRAIN	MY WEEK	THIS WEEK	LAST WEEK	Δ	TOTAL EXPORTS	FGIS GOAL	USDA GOAL
CORN	19	34.5	43.0	-8.5	547.9	1893	2100
SOYBEANS	19	46.5	38.2	8.2	939.8	1697	1755
WHEAT	33	8.6	18.4	-9.8	382.4	685	725
HRW	33	3.1	4.7	-1.6	72.8	139	145
SRW	33	1.1	2.6	-1.5	75.3	165	175
HRS	33	2.7	5.0	-2.3	130.9	211	225
SWW	33	1.7	5.7	-4.0	90.2	138	155
SORGHUM	19	11.7	6.9	4.8	100.0	217	220

* 'FGIS GOAL' assumes normal seasonality and is a function of the 3-year average percent inspected by FGIS multiplied by the current USDA export estimate.

VOLUME BY PORT – PERCENT OF TOTAL

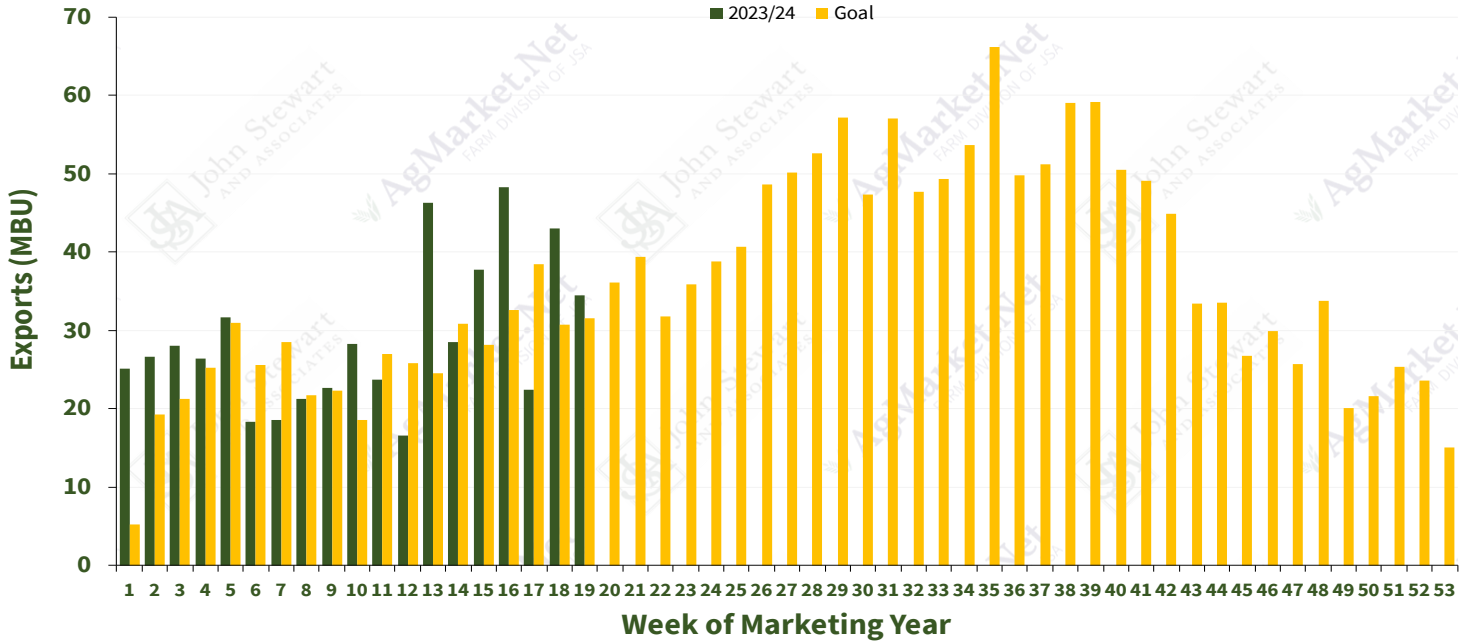
CURRENT MARKETING YEAR

PORT	CORN	SOYBEANS	WHEAT	HRW	SRW	HRS	SWW	SORGHUM
CALIFORNIA	0.0%	0.0%	0.2%	0.0%	0.0%	0.0%	0.0%	0.0%
CHICAGO	0.0%	0.0%	0.0%	0.0%	4.4%	0.0%	0.0%	0.0%
COLUMBIA R.	5.5%	20.2%	0.0%	43.8%	0.0%	72.8%	99.9%	16.1%
DULUTH-SUP	0.0%	0.0%	64.7%	0.0%	0.0%	4.5%	0.0%	0.0%
EAST GULF	0.0%	0.9%	0.0%	0.0%	0.0%	0.0%	0.0%	0.0%
INTERIOR	32.8%	12.2%	4.9%	31.2%	8.9%	13.3%	0.1%	3.0%
MISSISSIPPI R.	52.5%	53.3%	1.2%	14.3%	83.4%	5.6%	0.0%	2.2%
N. ATLANTIC	0.0%	0.0%	0.0%	0.0%	0.0%	0.0%	0.0%	0.0%
N. TEXAS	0.1%	0.2%	12.4%	4.6%	0.2%	1.4%	0.0%	11.1%
PUGET SOUND	7.0%	8.4%	0.5%	0.0%	0.0%	0.0%	0.1%	2.7%
S. ATLANTIC	0.7%	3.6%	0.0%	0.0%	2.8%	0.0%	0.0%	0.0%
S. TEXAS	1.3%	0.6%	16.1%	6.1%	0.3%	1.6%	0.0%	64.9%
TOLEDO	0.2%	0.5%	0.0%	0.0%	0.0%	0.0%	0.0%	0.0%

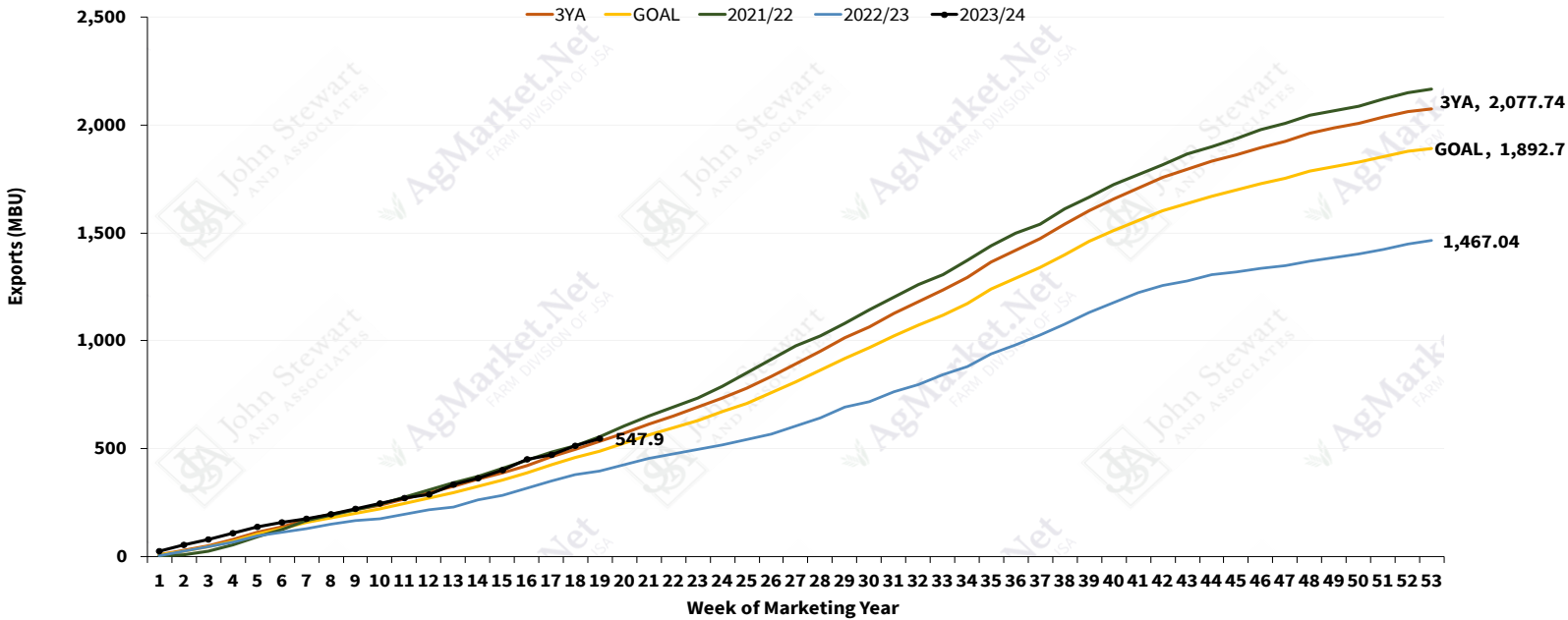
PREVIOUS MARKETING YEAR

PORT	CORN	SOYBEANS	WHEAT	HRW	SRW	HRS	SWW	SORGHUM
CALIFORNIA	0.0%	0.0%	0.0%	0.0%	0.0%	0.0%	0.0%	0.0%
CHICAGO	0.0%	0.1%	0.7%	0.0%	4.6%	0.0%	0.0%	0.0%
COLUMBIA R.	9.4%	16.2%	50.4%	23.5%	0.0%	69.7%	98.7%	5.0%
DULUTH-SUP	0.0%	0.0%	1.4%	0.0%	0.0%	3.3%	0.0%	0.0%
EAST GULF	0.0%	0.8%	0.0%	0.0%	0.0%	0.0%	0.0%	0.0%
INTERIOR	24.8%	11.8%	13.5%	26.6%	8.9%	13.1%	1.2%	5.9%
MISSISSIPPI R.	61.0%	57.1%	17.4%	12.2%	80.2%	7.1%	0.0%	0.3%
N. ATLANTIC	0.0%	0.1%	0.0%	0.0%	0.0%	0.0%	0.0%	0.0%
N. TEXAS	0.5%	1.4%	13.1%	32.0%	0.4%	5.3%	0.0%	32.7%
PUGET SOUND	3.3%	7.1%	0.0%	0.0%	0.0%	0.0%	0.1%	2.3%
S. ATLANTIC	0.5%	4.5%	0.9%	0.0%	5.8%	0.0%	0.0%	0.0%
S. TEXAS	0.4%	0.0%	2.6%	5.7%	0.0%	1.5%	0.0%	53.9%
TOLEDO	0.1%	1.0%	0.0%	0.0%	0.0%	0.0%	0.0%	0.0%

Corn Export Inspections

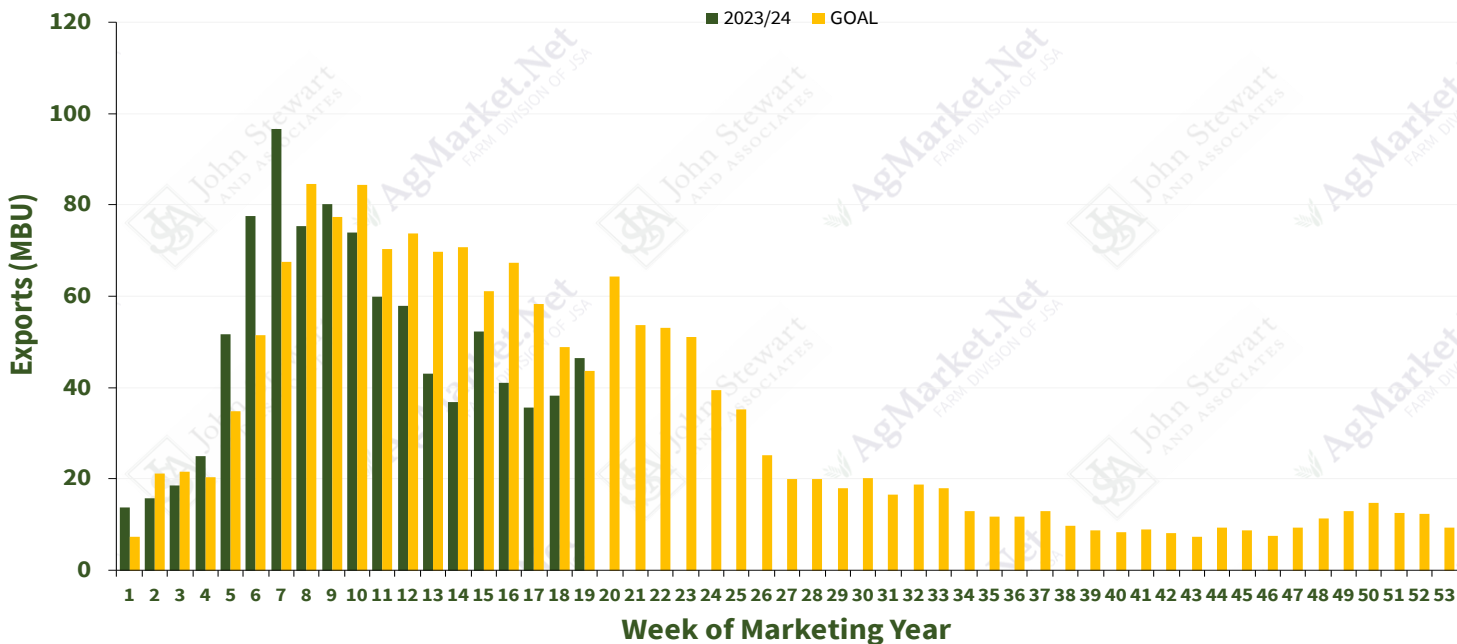


Corn Export Inspections

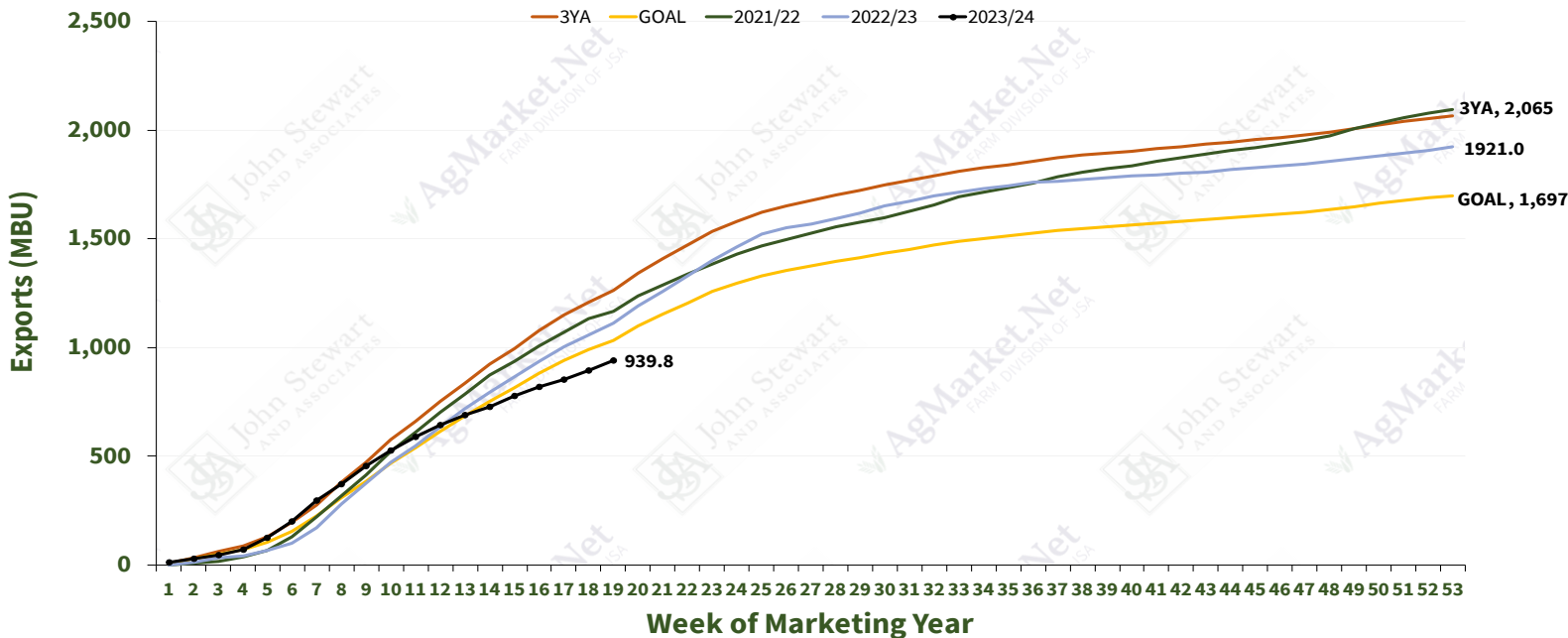


Trading commodity futures, options on futures, cash commodities and over-the-counter derivative products involve substantial risk of loss and may not be suitable for all investors. John Stewart & Associates, Inc. does not accept orders to buy or sell by e-mail. The information contained in this message has been obtained from sources believed to be reliable, but is not guaranteed as to its accuracy or completeness. Opinions are solely those of the author, subject to change at any time, and do not constitute a solicitation to buy or sell commodity futures, options, or over-the-counter derivative products. Past performance is not indicative of future results. © John Stewart & Associates, Inc. 2023

Soybean Export Inspections

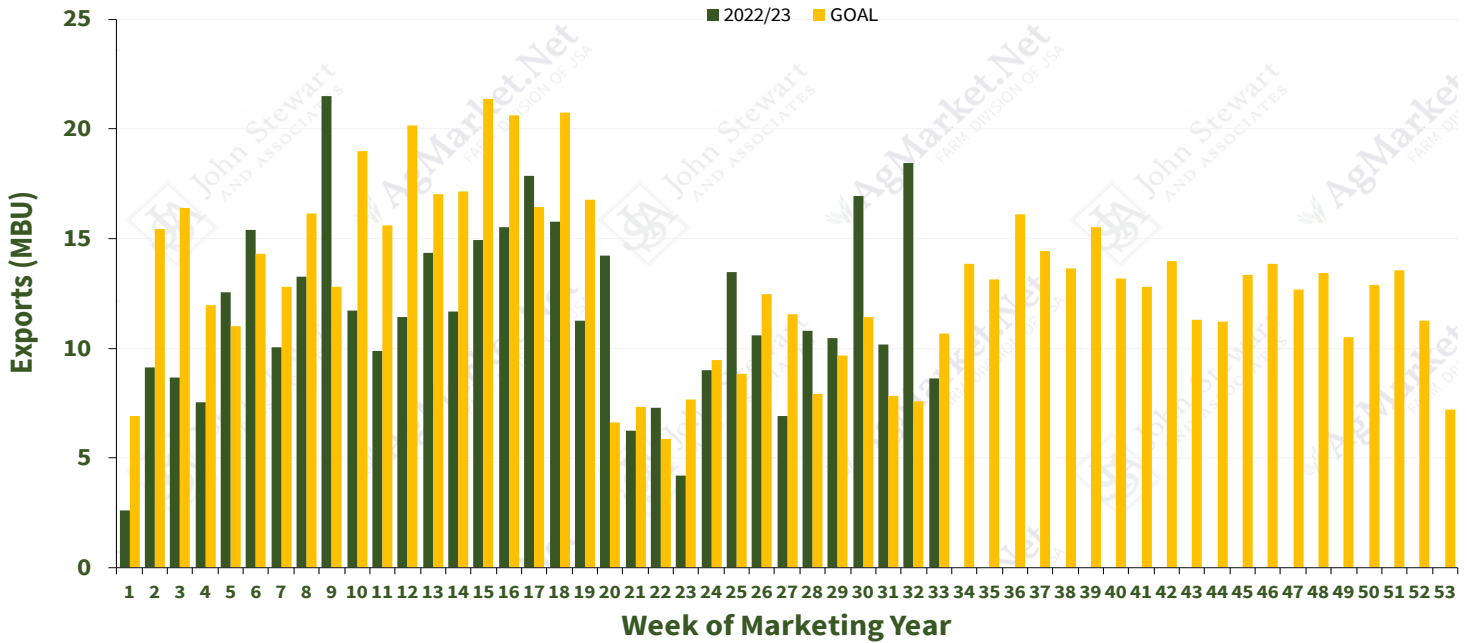


Soybean Export Inspections

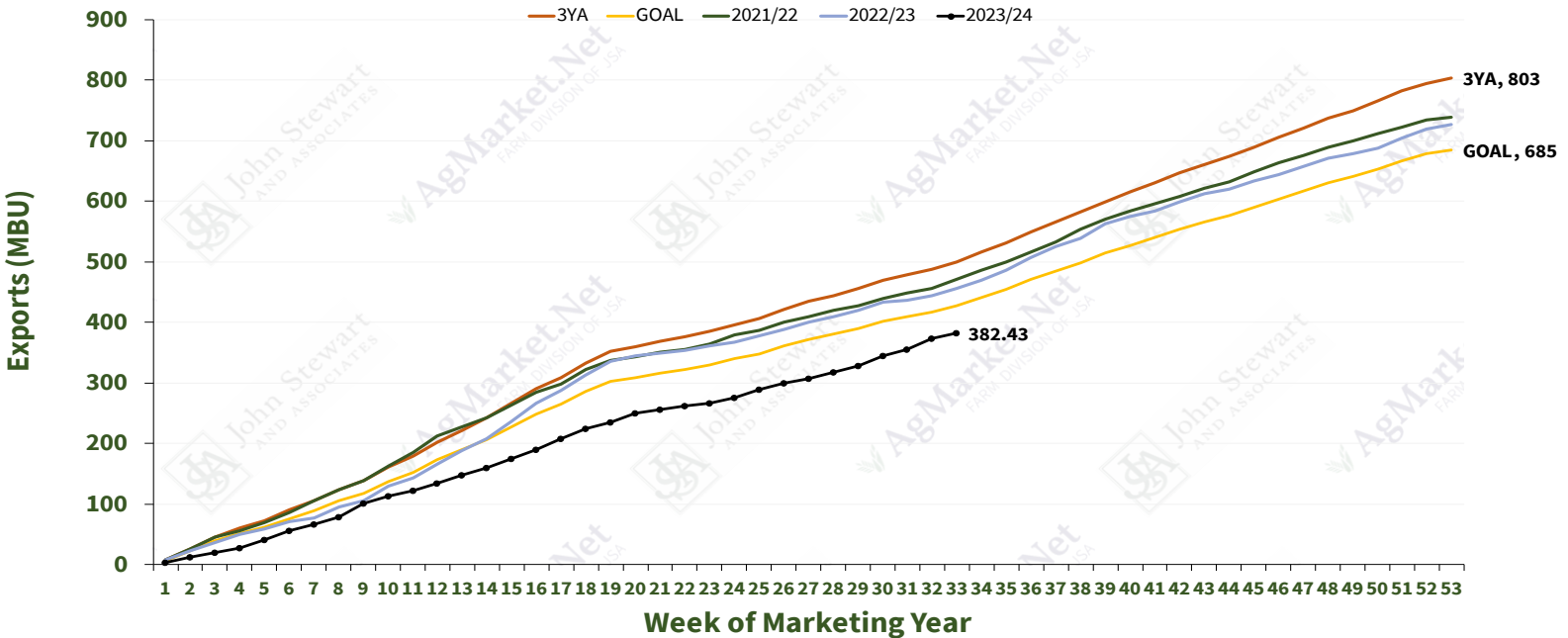


Trading commodity futures, options on futures, cash commodities and over-the-counter derivative products involve substantial risk of loss and may not be suitable for all investors. John Stewart & Associates, Inc. does not accept orders to buy or sell by e-mail. The information contained in this message has been obtained from sources believed to be reliable, but is not guaranteed as to its accuracy or completeness. Opinions are solely those of the author, subject to change at any time, and do not constitute a solicitation to buy or sell commodity futures, options, or over-the-counter derivative products. Past performance is not indicative of future results. © John Stewart & Associates, Inc. 2023

Wheat Export Inspections

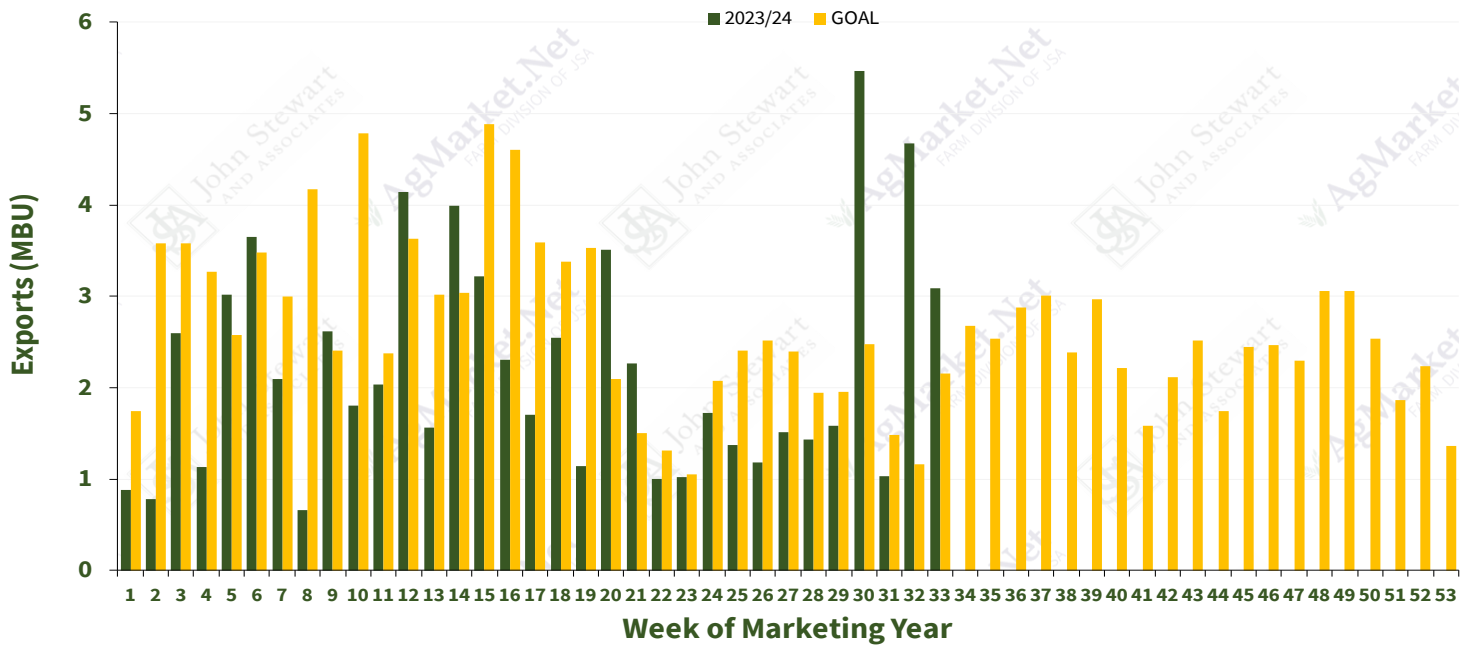


Wheat Export Inspections

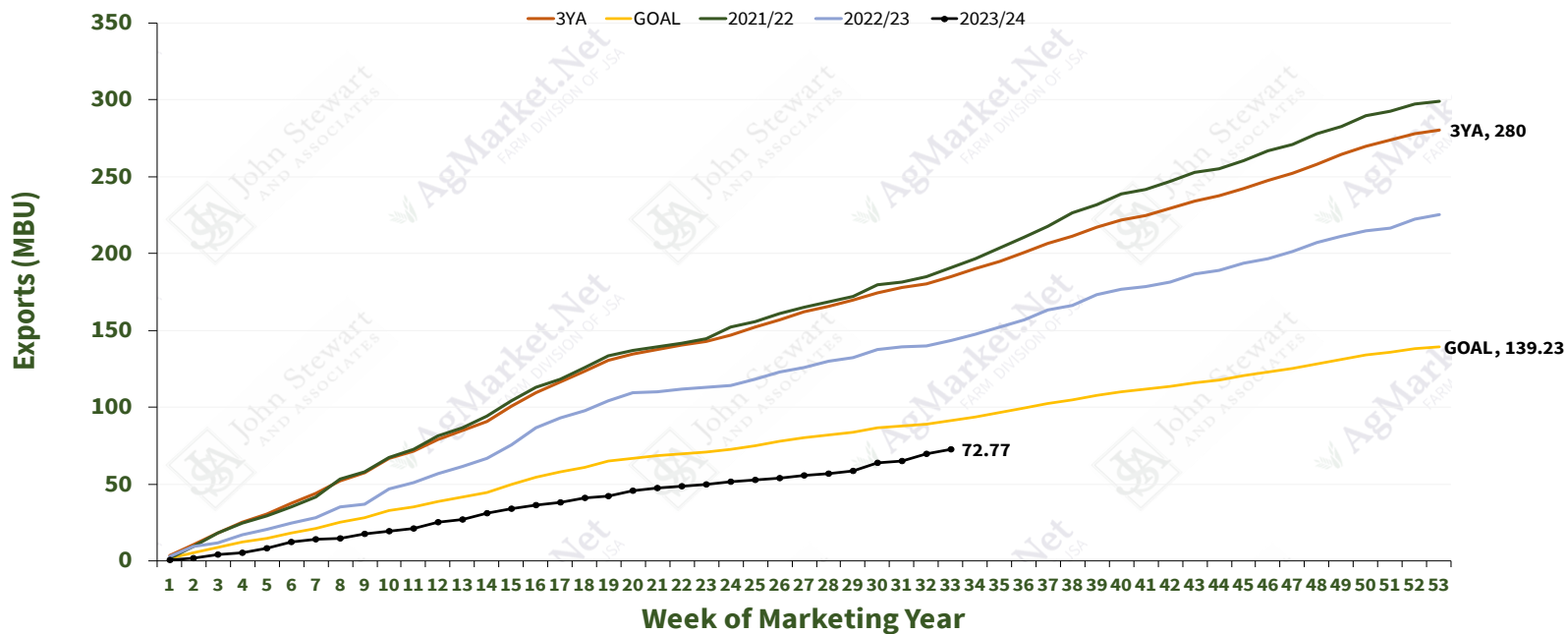


Trading commodity futures, options on futures, cash commodities and over-the-counter derivative products involve substantial risk of loss and may not be suitable for all investors. John Stewart & Associates, Inc. does not accept orders to buy or sell by e-mail. The information contained in this message has been obtained from sources believed to be reliable, but is not guaranteed as to its accuracy or completeness. Opinions are solely those of the author, subject to change at any time, and do not constitute a solicitation to buy or sell commodity futures, options, or over-the-counter derivative products. Past performance is not indicative of future results. © John Stewart & Associates, Inc. 2023

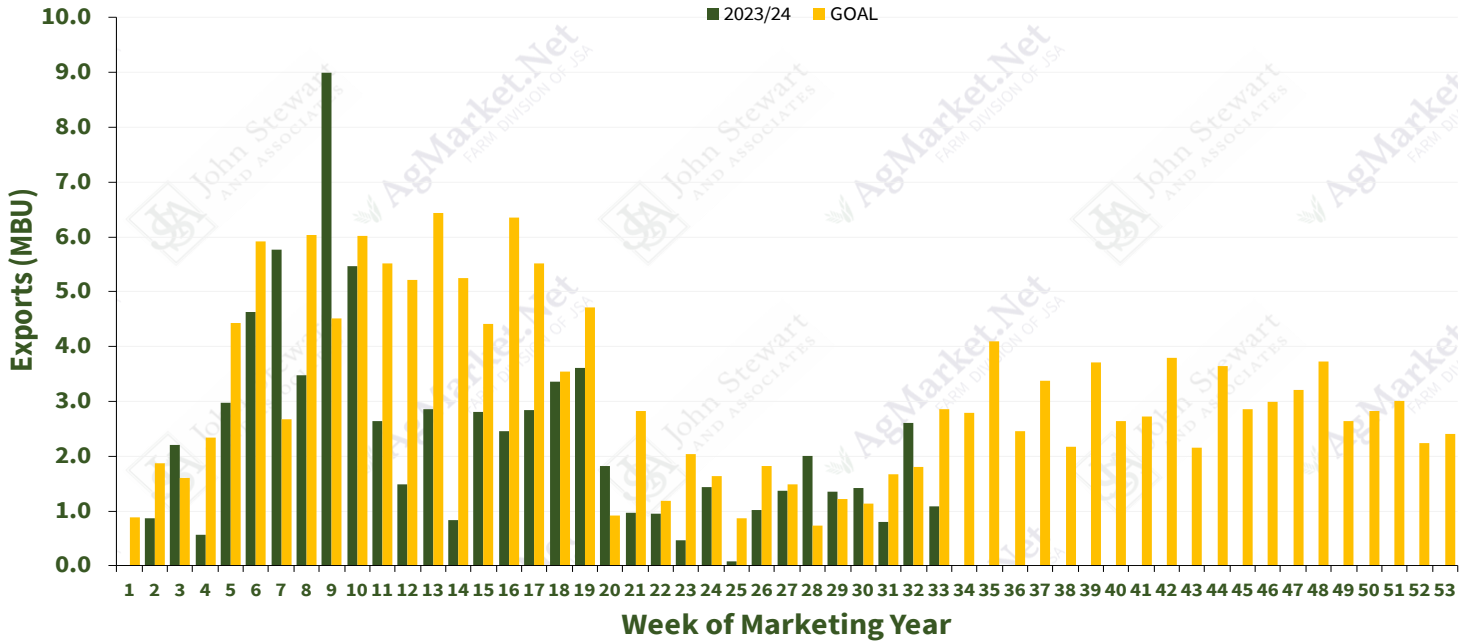
HRW Export Inspections



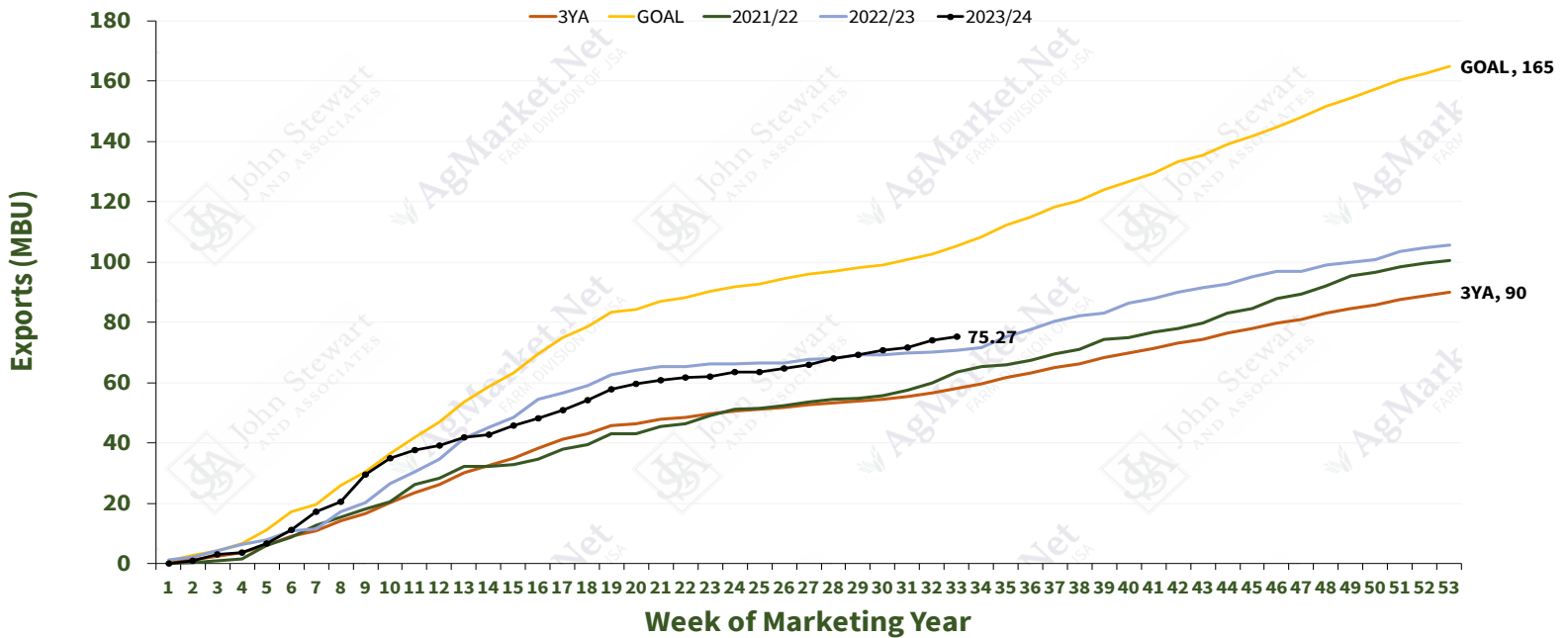
HRW Export Inspections



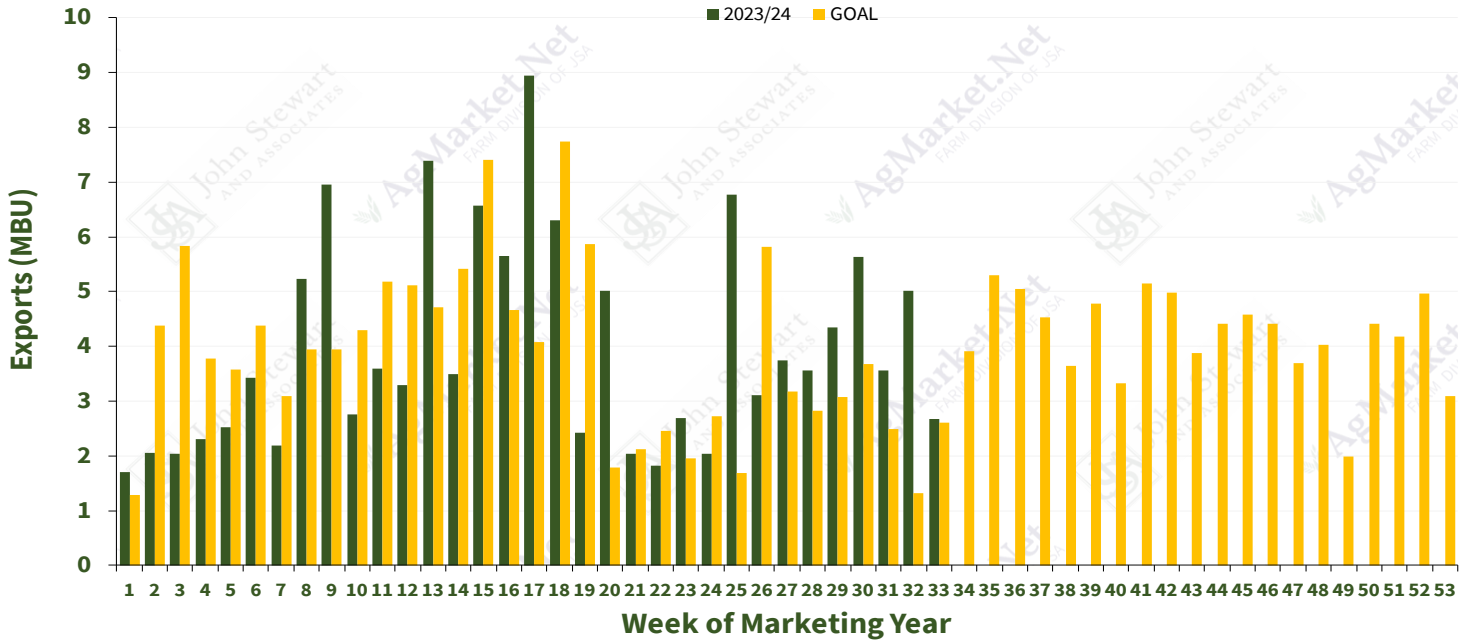
SRW Export Inspections



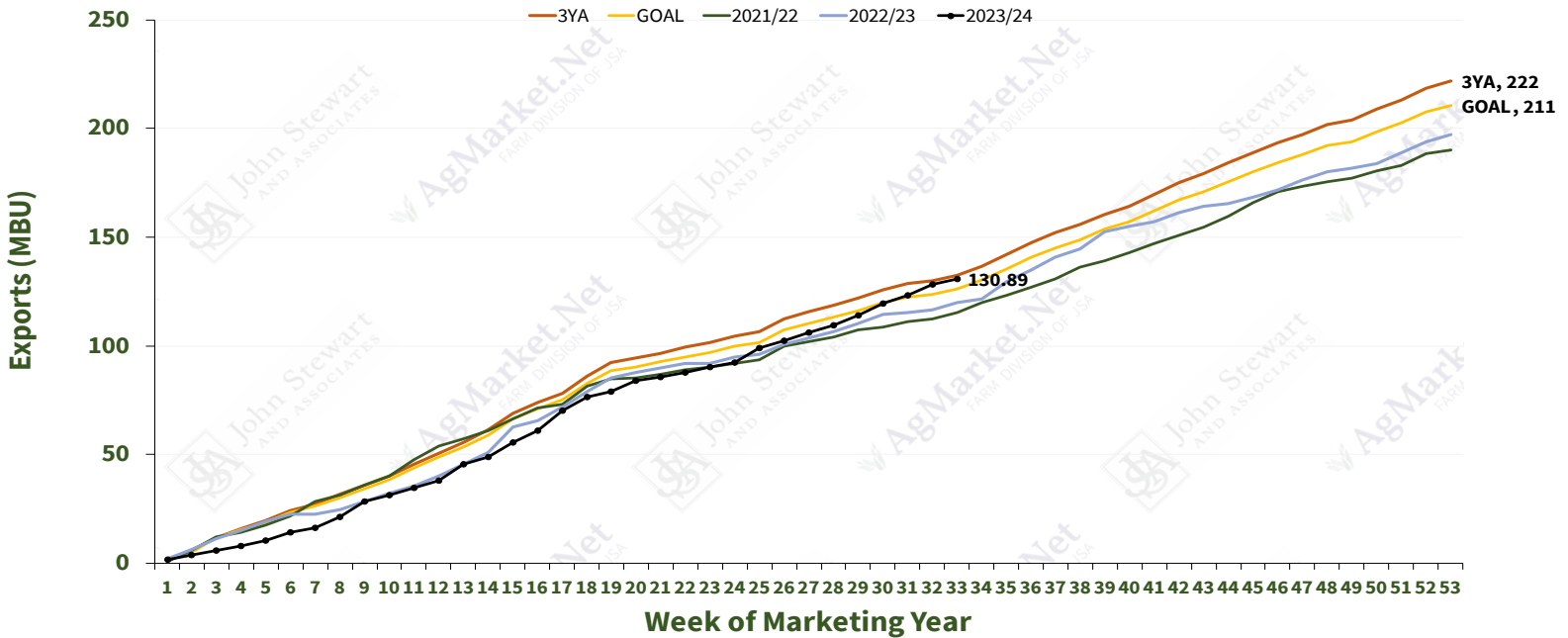
SRW Export Inspections



HRS Export Inspections

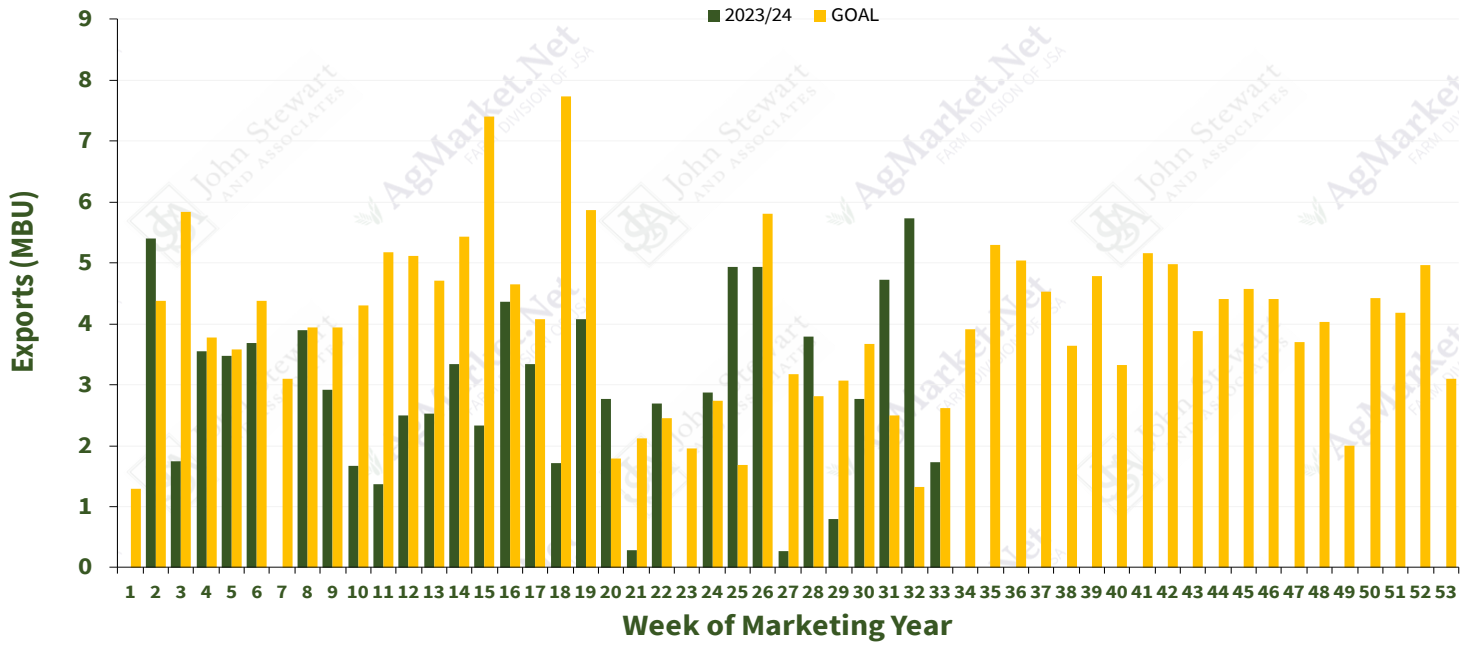


HRS Export Inspections

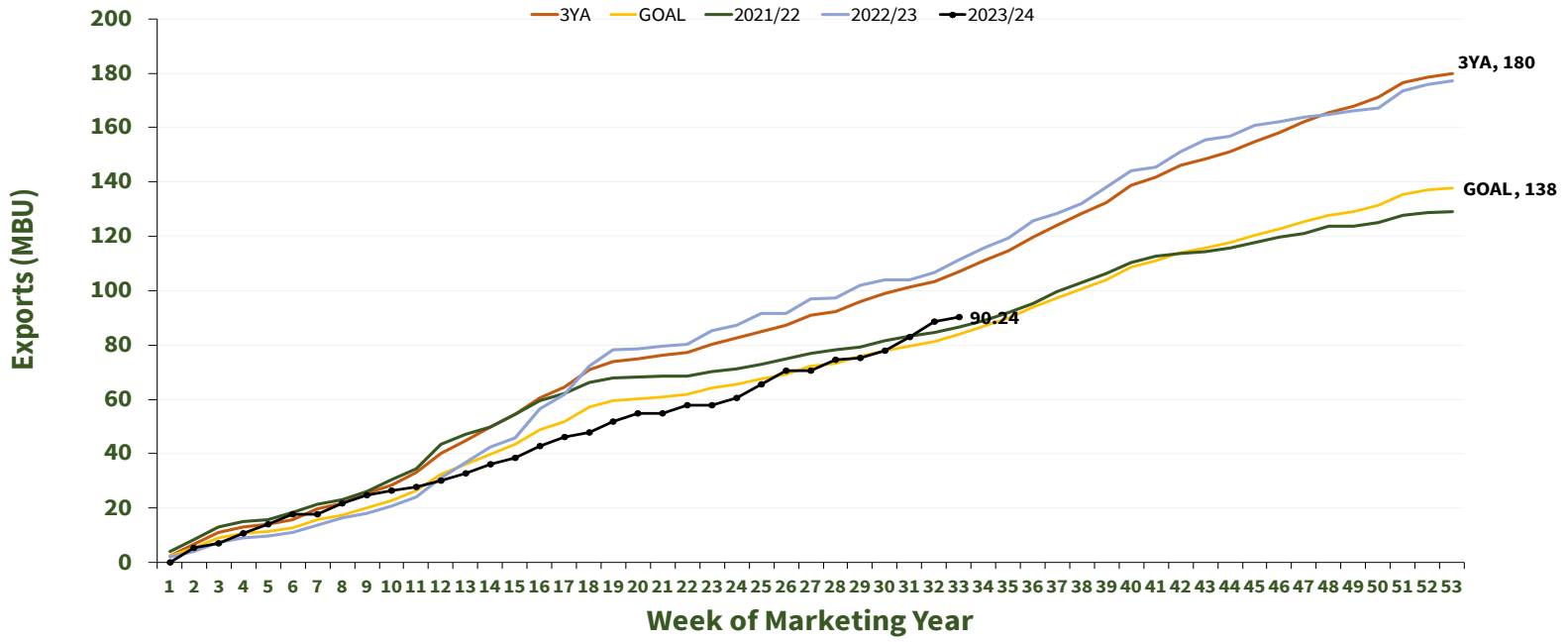


Trading commodity futures, options on futures, cash commodities and over-the-counter derivative products involve substantial risk of loss and may not be suitable for all investors. John Stewart & Associates, Inc. does not accept orders to buy or sell by e-mail. The information contained in this message has been obtained from sources believed to be reliable, but is not guaranteed as to its accuracy or completeness. Opinions are solely those of the author, subject to change at any time, and do not constitute a solicitation to buy or sell commodity futures, options, or over-the-counter derivative products. Past performance is not indicative of future results. © John Stewart & Associates, Inc. 2023

SWW Export Inspections

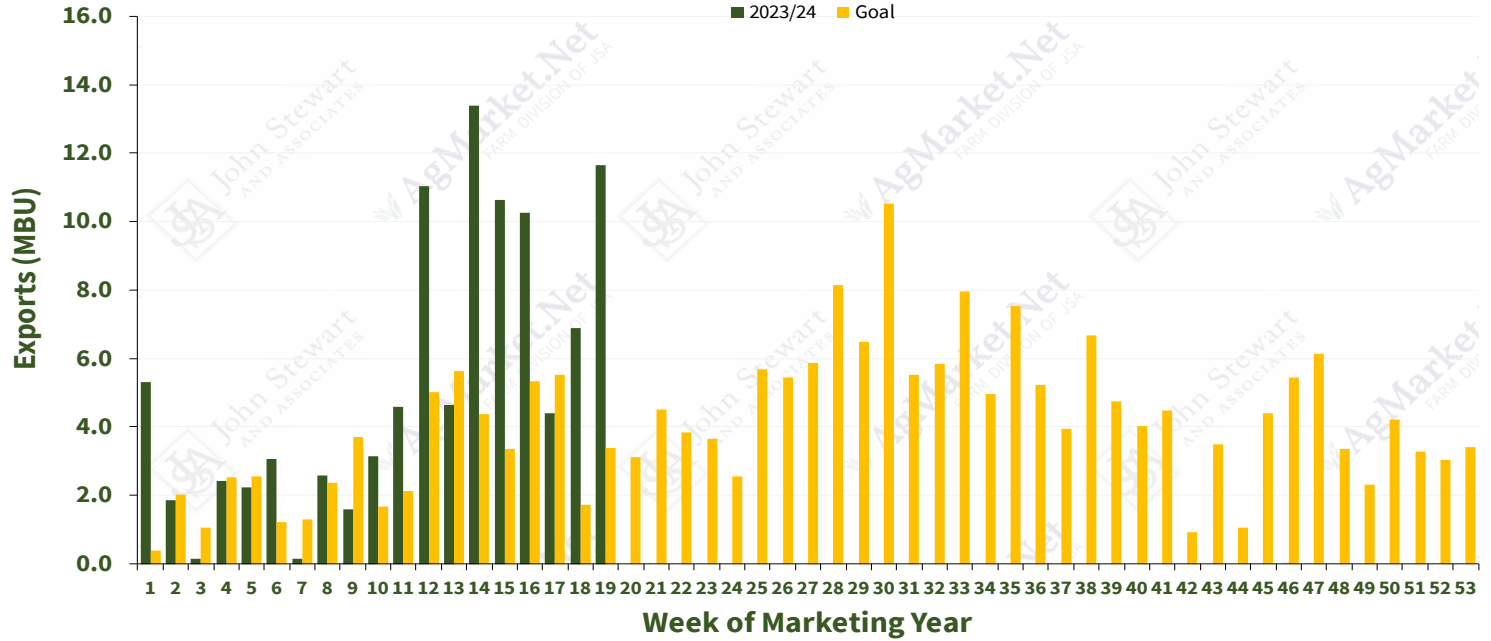


SWW Export Inspections



Trading commodity futures, options on futures, cash commodities and over-the-counter derivative products involve substantial risk of loss and may not be suitable for all investors. John Stewart & Associates, Inc. does not accept orders to buy or sell by e-mail. The information contained in this message has been obtained from sources believed to be reliable, but is not guaranteed as to its accuracy or completeness. Opinions are solely those of the author, subject to change at any time, and do not constitute a solicitation to buy or sell commodity futures, options, or over-the-counter derivative products. Past performance is not indicative of future results. © John Stewart & Associates, Inc. 2023

Sorghum Export Inspections



Sorghum Export Inspections

