

Commitments of Traders Summary (Futures & Options)

Friday, June 3, 2022

COMMERCIAL

	LONG	SHORT	NET	PRIOR	CHANGE
SRW	45,130	129,940	(84,810)	(92,019)	7,209
HRW	30,925	95,689	(64,764)	(68,785)	4,021
CORN	463,766	1,077,467	(613,701)	(635,456)	21,755
SOYBEAN	249,377	501,047	(251,670)	(245,822)	(5,848)
MEAL	82,239	273,042	(190,803)	(190,331)	(472)
OIL	100,365	278,158	(177,793)	(184,801)	7,008
LIVE CATTLE	63,298	161,941	(98,643)	(103,972)	5,329
FEEDER CATTLE	11,019	4,955	6,064	5,418	646
LEAN HOGS	39,334	102,088	(62,754)	(61,611)	(1,143)

LARGE TRADER

	LONG	SHORT	NET	PRIOR	CHANGE
SRW	27,655	13,995	13,660	10,916	2,744
HRW	8,581	12,114	(3,533)	(4,053)	520
CORN	141,229	33,343	107,886	105,197	2,689
SOYBEAN	39,275	35,167	4,108	7,263	(3,155)
MEAL	30,098	9,213	20,885	21,596	(711)
OIL	22,629	13,116	9,513	9,900	(387)
LIVE CATTLE	29,389	8,849	20,540	21,741	(1,201)
FEEDER CATTLE	4,923	4,556	367	(297)	664
LEAN HOGS	12,233	12,164	69	1,442	(1,373)

SWAP DEALERS

	LONG	SHORT	NET	PRIOR	CHANGE
SRW	89,470	29,892	59,578	60,766	(1,188)
HRW	38,766	11,387	27,379	27,183	196
CORN	308,740	29,085	279,655	284,369	(4,714)
SOYBEAN	141,261	29,016	112,245	105,815	6,430
MEAL	93,374	2,380	90,994	90,026	968
OIL	90,491	4,278	86,213	86,374	(161)
LIVE CATTLE	72,518	1,508	71,010	70,752	258
FEEDER CATTLE	4,952	118	4,834	5,196	(362)
LEAN HOGS	52,835	958	51,877	51,643	234

NON REPORTABLE

	LONG	SHORT	NET	PRIOR	CHANGE
SRW	36,294	39,746	(3,452)	(1,917)	(1,535)
HRW	23,823	23,554	269	1,110	(841)
CORN	204,815	247,619	(42,804)	(45,578)	2,774
SOYBEAN	59,753	89,066	(29,313)	(30,325)	1,012
MEAL	54,875	23,313	31,562	29,554	2,008
OIL	37,966	20,360	17,606	19,533	(1,927)
LIVE CATTLE	40,962	45,955	(4,993)	(4,835)	(158)
FEEDER CATTLE	11,391	13,642	(2,251)	(1,321)	(930)
LEAN HOGS	22,813	30,497	(7,684)	(6,355)	(1,329)

MANGED MONEY

	LONG	SHORT	NET	PRIOR	CHANGE
SRW	88,427	73,403	15,024	22,254	(7,230)
HRW	49,130	8,480	40,650	44,546	(3,896)
CORN	342,234	73,270	268,964	291,469	(22,505)
SOYBEAN	178,733	14,103	164,630	163,067	1,563
MEAL	63,912	16,550	47,362	49,154	(1,792)
OIL	80,340	15,879	64,461	68,994	(4,533)
LIVE CATTLE	73,123	61,038	12,085	16,314	(4,229)
FEEDER CATTLE	10,916	19,930	(9,014)	(8,996)	(18)
LEAN HOGS	43,746	25,255	18,491	14,881	3,610

TOTAL

	LONG	SHORT	NET	PRIOR	CHANGE
SRW	418,092	414,639	3,453	1,917	1,536
HRW	181,386	181,654	(268)	(1,110)	842
CORN	2,008,125	1,965,321	42,804	45,578	(2,774)
SOYBEAN	903,365	874,052	29,313	30,325	(1,012)
MEAL	364,040	395,603	(31,563)	(29,554)	(2,009)
OIL	408,555	426,161	(17,606)	(19,533)	1,927
LIVE CATTLE	329,780	324,788	4,992	4,834	158
FEEDER CATTLE	47,231	44,980	2,251	1,321	930
LEAN HOGS	239,168	231,484	7,684	6,354	1,330

Record Positions (Futures & Options)

Friday, June 3, 2022

RECORD COMMERCIAL

	LONG	DATE	SHORT	DATE	LATEST
SRW	41,103	4/25/2017	(152,533)	8/14/2018	(84,810)
HRW	9,106	2/16/2016	(129,417)	7/11/2017	(64,764)
CORN	47,097	4/23/2019	(774,381)	1/12/2021	(613,701)
SOYBEAN	79,218	9/23/2014	(389,323)	10/27/2020	(251,670)
MEAL	45,603	9/12/2006	(262,217)	5/1/2018	(190,803)
OIL	(2,358)	1/28/2014	(268,167)	12/24/2019	(177,793)
LIVE CATTLE	(26,747)	10/13/2015	(236,721)	4/23/2019	(98,643)
FEEDER CATTLE	6,064	1/0/1900	(14,283)	10/24/2017	6,064
LEAN HOGS	(24,957)	6/30/2009	(163,515)	4/23/2019	(62,754)

RECORD LARGE TRADER

	LONG	DATE	SHORT	DATE	LATEST
SRW	39,774	12/12/2017	(23,407)	3/29/2016	13,660
HRW	24,239	8/8/2017	(19,332)	3/10/2015	(3,533)
CORN	193,854	1/19/2021	(10,986)	11/25/2008	107,886
SOYBEAN	65,174	6/23/2015	(15,131)	9/30/2014	4,108
MEAL	44,610	2/20/2018	(16,791)	3/8/2016	20,885
OIL	53,141	4/10/2018	(26,032)	5/7/2013	9,513
LIVE CATTLE	34,928	6/18/2019	(21,458)	7/20/2010	20,540
FEEDER CATTLE	6,872	1/17/2017	(4,059)	5/8/2012	367
LEAN HOGS	45,390	3/26/2019	(31,755)	9/19/2017	69

RECORD SWAP DEALERS

	LONG	DATE	SHORT	DATE	LATEST
SRW	128,468	6/26/2018	51,025	6/18/2019	59,578
HRW	52,280	1/21/2020	18,375	10/1/2019	27,379
CORN	442,696	8/10/2010	77,527	6/4/2019	279,655
SOYBEAN	193,888	3/4/2008	36,284	2/19/2013	112,245
MEAL	108,957	1/14/2020	(7,239)	9/5/2006	90,994
OIL	119,129	1/7/2020	27,442	3/17/2009	86,213
LIVE CATTLE	128,967	6/17/2008	49,300	8/30/2016	71,010
FEEDER CATTLE	11,248	8/14/2018	1,364	5/27/2014	4,834
LEAN HOGS	114,377	6/3/2008	33,042	4/21/2020	51,877

RECORD NON REPORTABLE

	LONG	DATE	SHORT	DATE	LATEST
SRW	14,608	10/11/2016	(22,769)	2/11/2020	(3,452)
HRW	17,057	4/9/2019	(12,728)	12/17/2013	269
CORN	140,125	10/8/2019	(204,765)	9/30/2014	(42,804)
SOYBEAN	19,483	5/19/2020	(131,858)	9/30/2014	(29,313)
MEAL	37,050	2/9/2021	(2,485)	11/29/2011	31,562
OIL	25,253	4/19/2016	(14,570)	4/23/2013	17,606
LIVE CATTLE	4,068	9/3/2019	(53,583)	4/19/2011	(4,993)
FEEDER CATTLE	785	10/27/2020	(18,466)	3/1/2011	(2,251)
LEAN HOGS	738	3/19/2019	(24,786)	1/16/2018	(7,684)

RECORD MANGED MONEY

	LONG	DATE	SHORT	DATE	LATEST
SRW	66,948	8/14/2018	(162,327)	4/25/2017	15,024
HRW	73,111	7/11/2017	(58,866)	5/7/2019	40,650
CORN	429,189	9/28/2010	(322,215)	4/23/2019	268,964
SOYBEAN	253,889	5/1/2012	(168,835)	5/14/2019	164,630
MEAL	133,549	5/1/2018	(77,112)	2/25/2020	47,362
OIL	126,543	11/1/2016	(109,950)	9/18/2018	64,461
LIVE CATTLE	154,550	4/23/2019	(6,885)	9/17/2019	12,085
FEEDER CATTLE	21,910	2/28/2012	(9,014)	1/0/1900	(9,014)
LEAN HOGS	97,952	9/24/2013	(20,278)	7/10/2007	18,491

RECORD TOTAL

	LONG	DATE	SHORT	DATE	LATEST
SRW	22,769	2/11/2020	(14,608)	10/11/2016	3,453
HRW	12,728	12/17/2013	(17,057)	4/9/2019	(268)
CORN	204,764	9/30/2014	(140,125)	10/8/2019	42,804
SOYBEAN	131,858	9/30/2014	(19,483)	5/19/2020	29,313
MEAL	2,485	11/29/2011	(37,049)	2/9/2021	(31,563)
OIL	14,570	4/23/2013	(25,254)	4/19/2016	(17,606)
LIVE CATTLE	53,583	4/19/2011	(4,068)	9/3/2019	4,992
FEEDER CATTLE	18,466	3/1/2011	(786)	10/27/2020	2,251
LEAN HOGS	24,786	1/16/2018	(738)	3/19/2019	7,684

Recent History (Futures & Options)

Friday, June 3, 2022

SRW:

Date	Comm.	Swap	Managed Money	Other	Non Reportable
3/8/2022	(90,463)	88,718	(7,036)	16,071	(7,289)
3/15/2022	(99,142)	84,596	20,208	2,818	(8,480)
3/22/2022	(97,143)	81,275	22,945	(615)	(6,462)
3/29/2022	(95,401)	79,089	19,511	(100)	(3,098)
4/5/2022	(93,526)	77,966	19,439	561	(4,440)
4/12/2022	(95,613)	73,778	13,959	12,643	(4,768)
4/19/2022	(95,363)	68,689	16,639	12,572	(2,537)
4/26/2022	(93,574)	68,179	14,470	13,591	(2,666)
5/3/2022	(90,872)	68,565	14,180	12,135	(4,007)
5/10/2022	(86,969)	68,183	10,906	13,494	(5,614)
5/17/2022	(88,786)	66,449	15,547	10,537	(3,746)
5/24/2022	(95,392)	66,852	26,586	4,840	(2,886)
5/31/2022	(92,019)	60,766	22,254	10,916	(1,917)

HRW:

Date	Comm.	Swap	Managed Money	Other	Non Reportable
3/8/2022	(72,785)	26,095	44,706	2,451	(467)
3/15/2022	(72,332)	24,679	44,236	3,087	330
3/22/2022	(71,045)	23,138	45,789	2,707	(589)
3/29/2022	(69,654)	22,303	45,310	1,875	167
4/5/2022	(68,891)	23,516	45,029	(489)	835
4/12/2022	(70,849)	23,988	49,392	(4,731)	2,199
4/19/2022	(73,470)	25,420	49,841	(4,156)	2,366
4/26/2022	(72,945)	27,732	45,407	(3,699)	3,505
5/3/2022	(69,309)	29,322	39,949	(2,232)	2,269
5/10/2022	(68,899)	27,755	42,913	(4,660)	2,891
5/17/2022	(71,495)	27,807	46,790	(5,357)	2,256
5/24/2022	(68,785)	27,183	44,546	(4,053)	1,110
5/31/2022	(64,764)	27,379	40,650	(3,533)	269

CORN:

Date	Comm.	Swap	Managed Money	Other	Non Reportable
3/8/2022	(731,987)	296,182	368,784	99,777	(32,756)
3/15/2022	(726,318)	275,400	372,909	105,284	(27,276)
3/22/2022	(737,088)	282,310	384,101	107,034	(36,358)
3/29/2022	(694,270)	290,305	354,604	94,520	(45,157)
4/5/2022	(700,869)	290,913	362,306	95,322	(47,671)
4/12/2022	(714,681)	286,077	369,952	95,273	(36,621)
4/19/2022	(735,187)	285,998	379,110	101,096	(31,017)
4/26/2022	(711,917)	285,264	360,655	103,680	(37,681)
5/3/2022	(713,354)	286,218	353,518	113,023	(39,405)
5/10/2022	(671,654)	282,389	338,562	96,756	(46,053)
5/17/2022	(693,535)	289,662	339,711	99,706	(35,543)
5/24/2022	(635,456)	284,369	291,469	105,197	(45,578)
5/31/2022	(613,701)	279,655	268,964	107,886	(42,804)

SOYBEANS:

Date	Comm.	Swap	Managed Money	Other	Non Reportable
3/8/2022	(302,167)	137,078	171,714	22,873	(29,499)
3/15/2022	(295,542)	129,002	170,690	21,627	(25,777)
3/22/2022	(298,311)	124,835	174,192	25,846	(26,562)
3/29/2022	(276,923)	125,434	156,273	24,800	(29,582)
4/5/2022	(270,016)	119,034	163,655	16,381	(29,053)
4/12/2022	(271,708)	112,854	171,873	14,176	(27,195)
4/19/2022	(280,092)	111,505	179,723	14,004	(25,139)
4/26/2022	(268,934)	111,086	173,477	11,188	(26,816)
5/3/2022	(249,729)	113,200	153,253	9,579	(26,302)
5/10/2022	(229,394)	116,655	130,661	10,557	(28,478)
5/17/2022	(233,528)	101,780	147,335	11,521	(27,109)
5/24/2022	(245,822)	105,815	163,067	7,263	(30,325)
5/31/2022	(251,670)	112,245	164,630	4,108	(29,313)

SOYBEAN MEAL:

Date	Comm.	Swap	Managed Money	Other	Non Reportable
3/8/2022	(239,954)	93,793	96,627	17,059	32,477
3/15/2022	(247,633)	92,404	103,159	19,101	32,968
3/22/2022	(245,261)	92,830	101,164	19,100	32,166
3/29/2022	(239,539)	92,268	99,948	14,873	32,449
4/5/2022	(239,984)	89,405	100,544	16,247	33,788
4/12/2022	(234,989)	90,345	93,411	15,533	35,700
4/19/2022	(241,081)	89,889	99,542	15,846	35,803
4/26/2022	(226,576)	90,902	91,291	15,217	29,168
5/3/2022	(208,163)	95,642	73,751	15,632	23,139
5/10/2022	(190,527)	93,407	52,314	18,169	26,637
5/17/2022	(180,077)	90,914	35,923	22,400	30,840
5/24/2022	(190,331)	90,026	49,154	21,596	29,554
5/31/2022	(190,803)	90,994	47,362	20,885	31,562

SOYBEAN OIL:

Date	Comm.	Swap	Managed Money	Other	Non Reportable
3/8/2022	(199,119)	91,883	85,669	4,984	16,582
3/15/2022	(197,486)	88,204	89,171	5,485	14,626
3/22/2022	(194,523)	88,244	84,078	4,064	18,137
3/29/2022	(186,114)	88,787	78,601	3,556	15,169
4/5/2022	(186,942)	86,977	76,750	7,929	15,286
4/12/2022	(198,640)	85,555	84,063	7,740	21,281
4/19/2022	(208,219)	84,252	96,088	5,213	22,666
4/26/2022	(205,214)	82,848	97,683	7,509	17,173
5/3/2022	(194,491)	84,934	85,643	9,534	14,380
5/10/2022	(201,836)	85,588	88,376	9,445	18,427
5/17/2022	(202,683)	85,501	86,237	9,441	21,503
5/24/2022	(184,801)	86,374	68,994	9,900	19,533
5/31/2022	(177,793)	86,213	64,461	9,513	17,606

LIVE CATTLE:

Date	Comm.	Swap	Managed Money	Other	Non Reportable
3/8/2022	(126,617)	81,687	38,551	18,634	(12,256)
3/15/2022	(125,921)	77,612	40,144	22,169	(14,004)
3/22/2022	(125,848)	76,583	41,878	22,021	(14,634)
3/29/2022	(132,672)	75,688	51,764	20,632	(15,413)
4/5/2022	(127,792)	76,862	40,264	23,954	(13,288)
4/12/2022	(128,779)	73,856	39,498	28,586	(13,160)
4/19/2022	(132,822)	74,096	46,807	25,347	(13,428)
4/26/2022	(141,183)	74,147	55,284	25,941	(14,188)
5/3/2022	(128,291)	72,955	38,897	27,019	(10,582)
5/10/2022	(116,036)	69,330	29,949	25,545	(8,789)
5/17/2022	(112,439)	70,022	25,628	24,728	(7,940)
5/24/2022	(103,972)	70,752	16,314	21,741	(4,835)
5/31/2022	(98,643)	71,010	12,085	20,540	(4,993)

FEEDER CATTLE:

Date	Comm.	Swap	Managed Money	Other	Non Reportable
3/8/2022	2,538	7,003	(4,132)	1,042	(6,451)
3/15/2022	2,196	6,912	(3,065)	1,361	(7,405)
3/22/2022	1,267	6,562	(1,382)	859	(7,306)
3/29/2022	565	6,299	(438)	2,074	(8,501)
4/5/2022	2,789	5,214	(2,593)	378	(5,789)
4/12/2022	3,644	5,214	(4,800)	452	(4,508)
4/19/2022	2,529	5,361	(4,410)	449	(3,929)
4/26/2022	2,716	5,410	(3,269)	471	(5,329)
5/3/2022	2,507	5,326	(3,530)	659	(4,962)
5/10/2022	2,763	5,357	(2,920)	386	(5,585)
5/17/2022	4,286	5,315	(6,734)	(847)	(2,021)
5/24/2022	5,418	5,196	(8,996)	(297)	(1,321)
5/31/2022	6,064	4,834	(9,014)	367	(2,251)

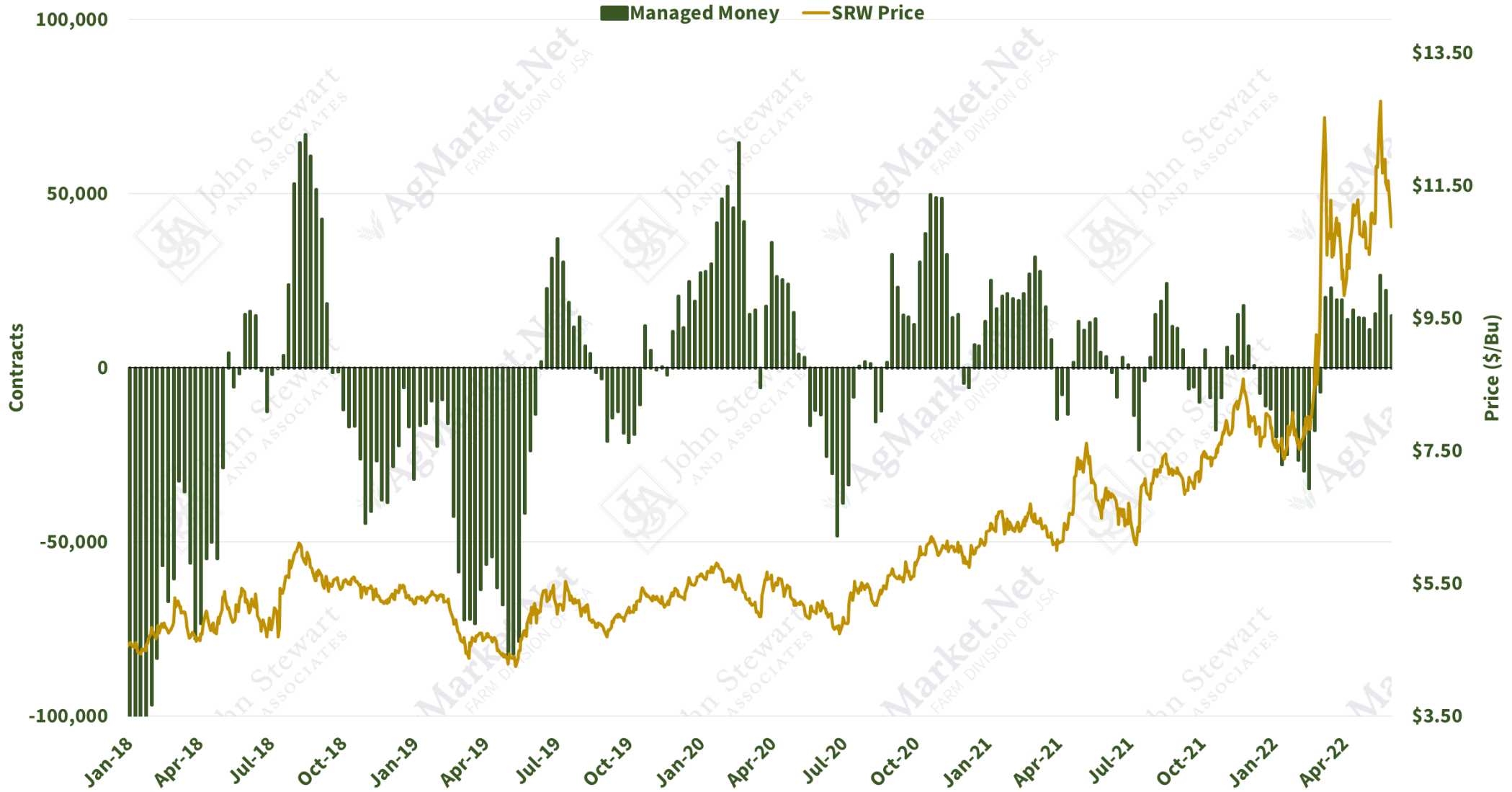
LEAN HOGS:

Date	Comm.	Swap	Managed Money	Other	Non Reportable
3/8/2022	(121,057)	61,376	66,019	3,883	(10,221)
3/15/2022	(116,474)	58,479	63,345	4,405	(9,755)
3/22/2022	(114,381)	58,954	62,434	3,134	(10,142)
3/29/2022	(121,864)	57,675	69,131	5,546	(10,488)
4/5/2022	(110,035)	55,536	57,749	5,345	(8,596)
4/12/2022	(107,298)	54,415	54,675	4,805	(6,596)
4/19/2022	(110,663)	54,473	56,507	5,607	(5,924)
4/26/2022	(96,577)	54,968	44,086	4,347	(6,824)
5/3/2022	(77,590)	51,615	29,542	1,769	(5,337)
5/10/2022	(68,759)	49,918	20,608	4,053	(5,820)
5/17/2022	(60,689)	50,578	10,563	4,557	(5,009)
5/24/2022	(61,611)	51,643	14,881	1,442	(6,355)
5/31/2022	(62,754)	51,877	18,491	69	(7,684)

SRW Snapshot (Futures & Options)

Friday, June 3, 2022

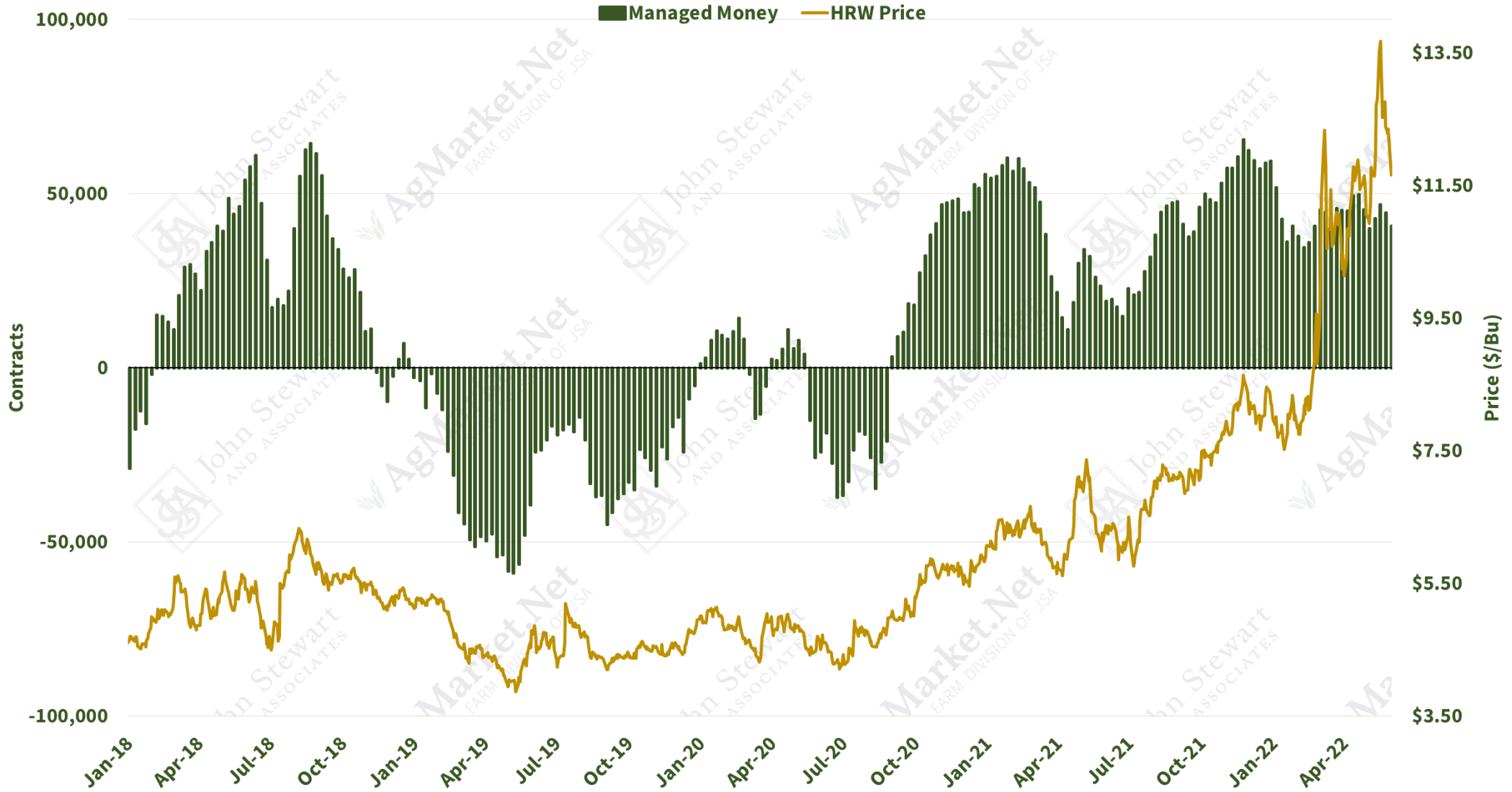
Net SRW Futures & Options Position and Nearby Futures Price



HRW Snapshot (Futures & Options)

Friday, June 3, 2022

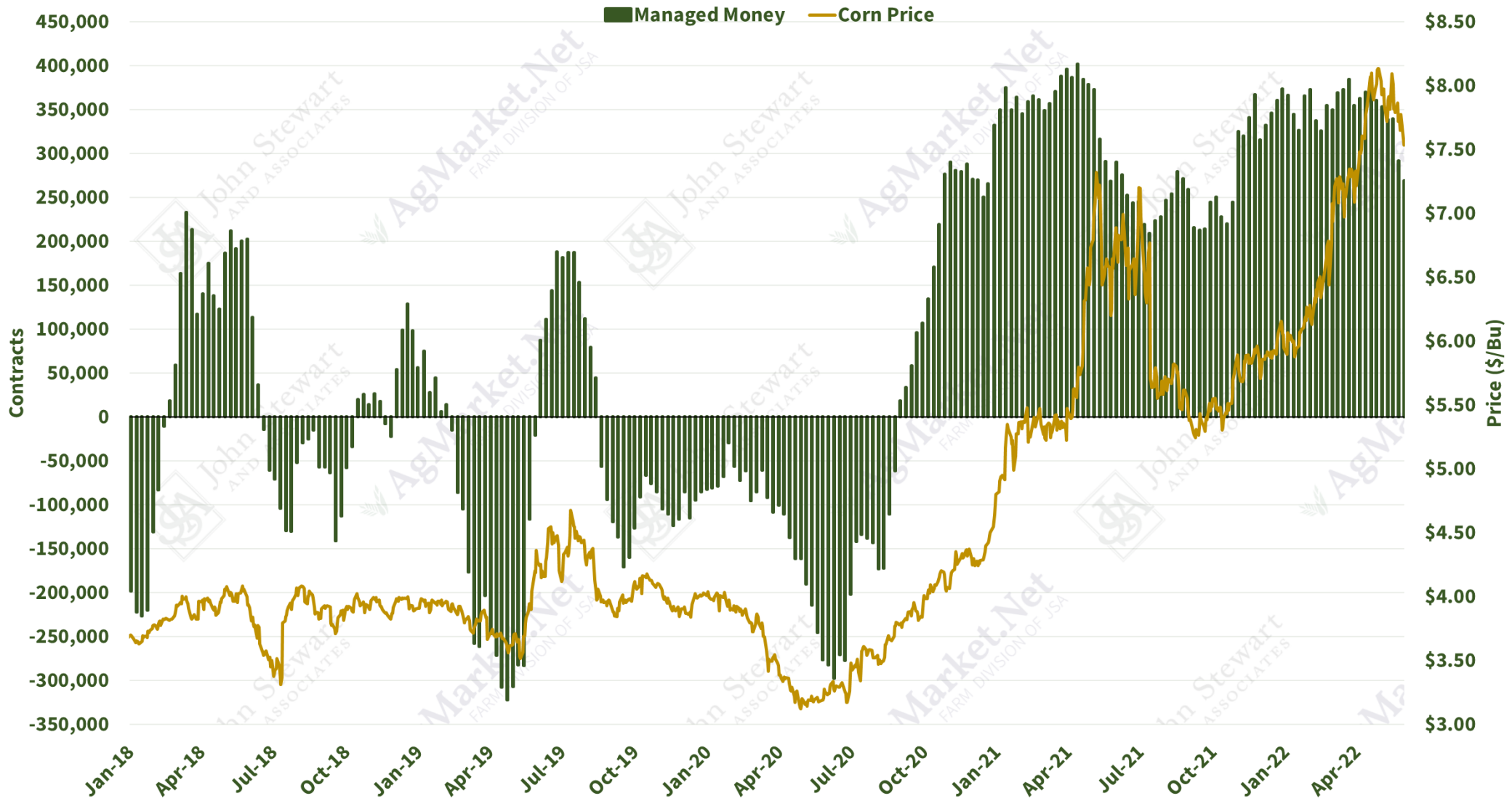
Net HRW Futures & Options Position and Nearby Futures Price



Corn Snapshot (Futures & Options)

Friday, June 3, 2022

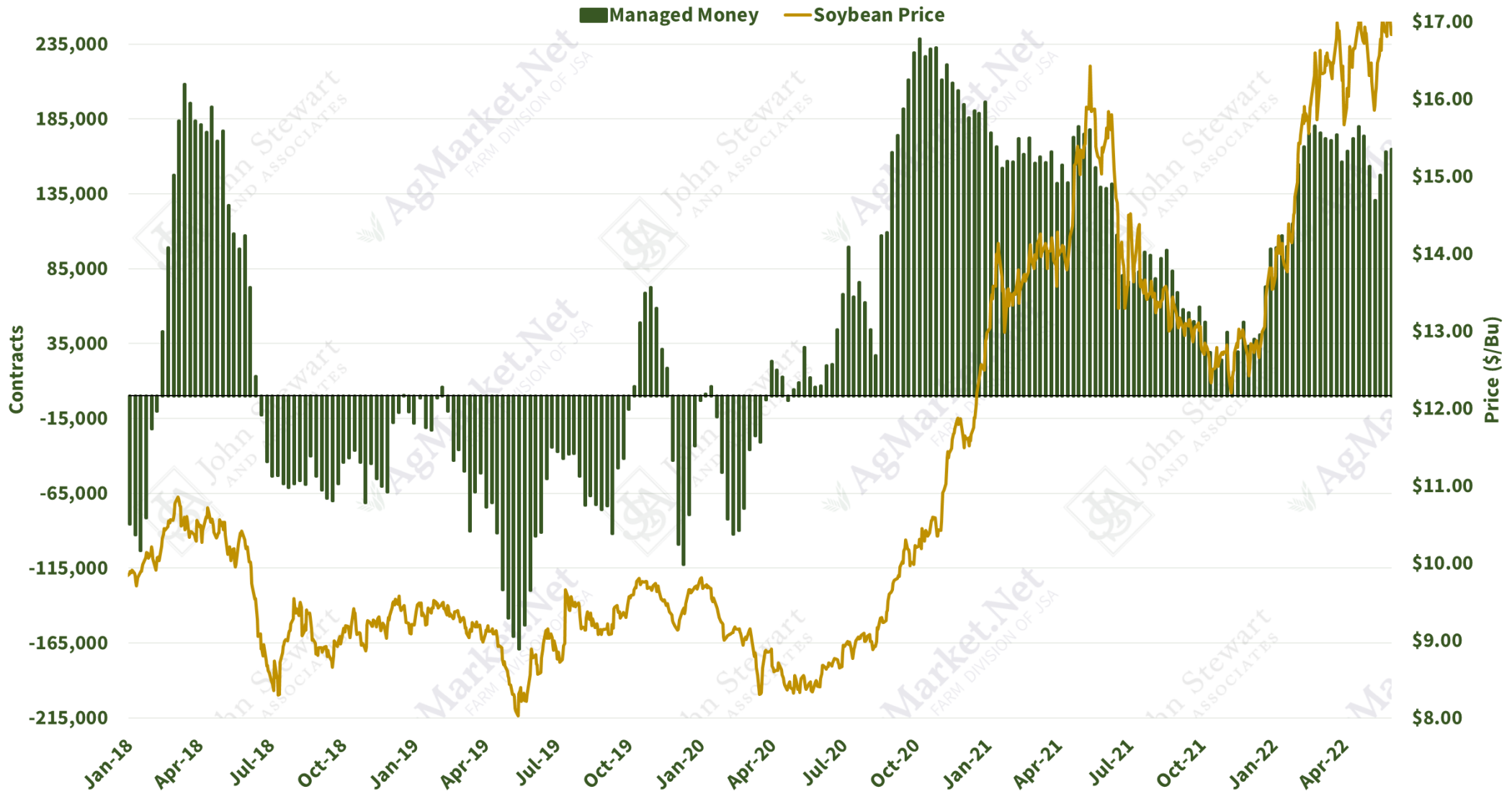
Net Corn Futures & Options Position and Nearby Futures Price



Soybean Snapshot (Futures & Options)

Friday, June 3, 2022

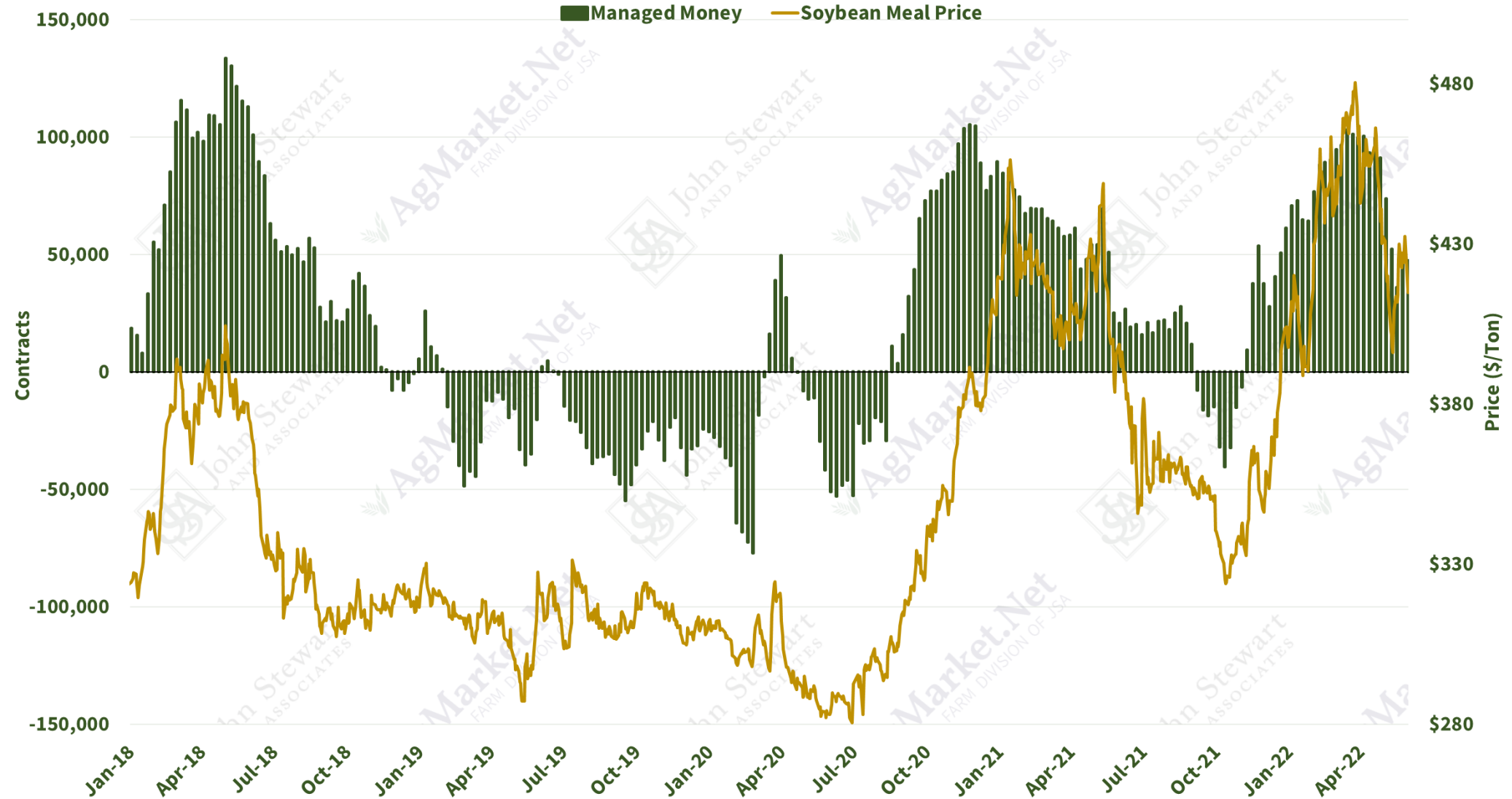
Net Soybean Futures & Options Position and Nearby Futures Price



Soybean Meal Snapshot (Futures & Options)

Friday, June 3, 2022

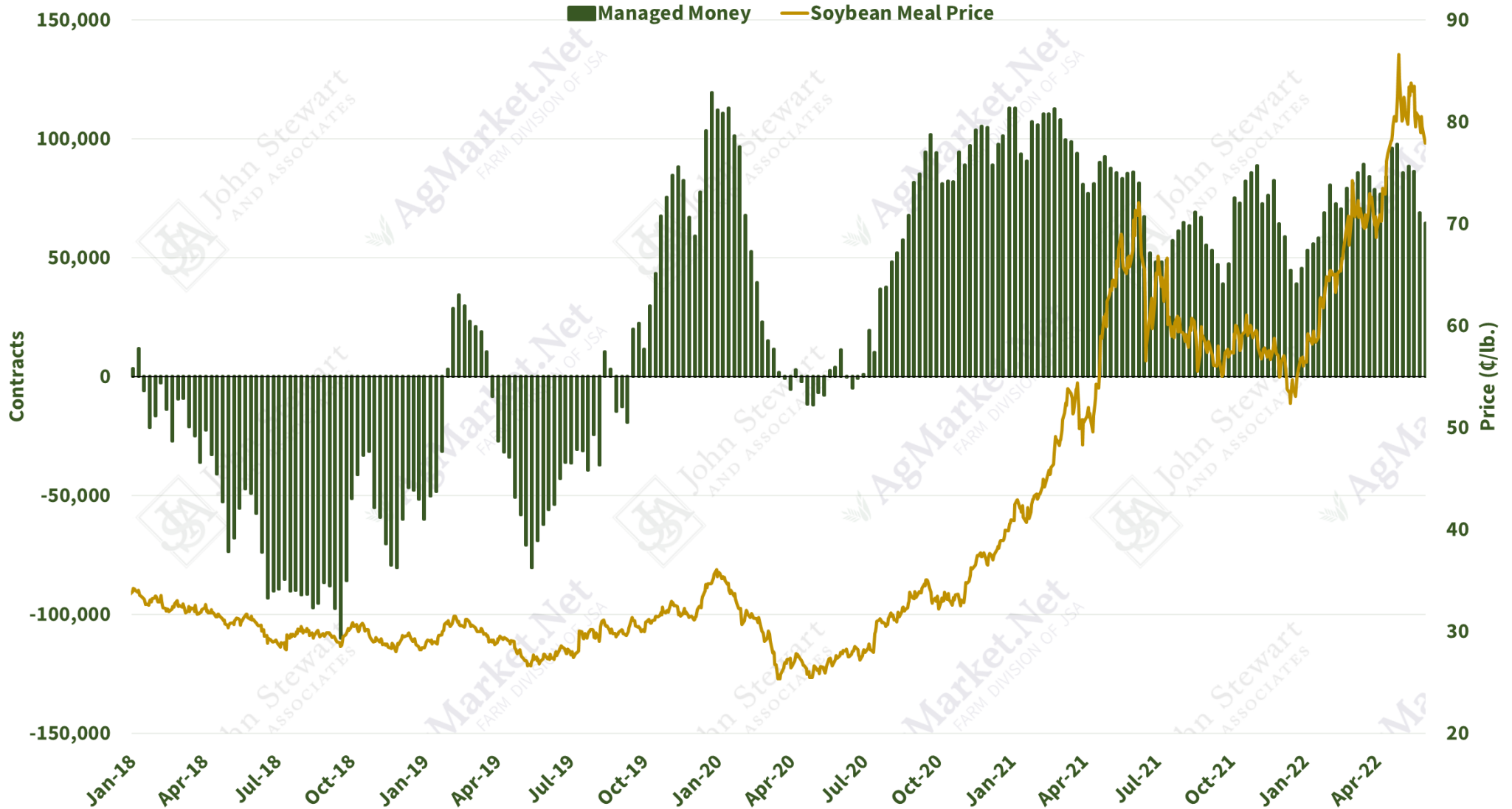
Net Soybean Meal Futures & Options Position and Nearby Futures Price



Soybean Oil Snapshot (Futures & Options)

Friday, June 3, 2022

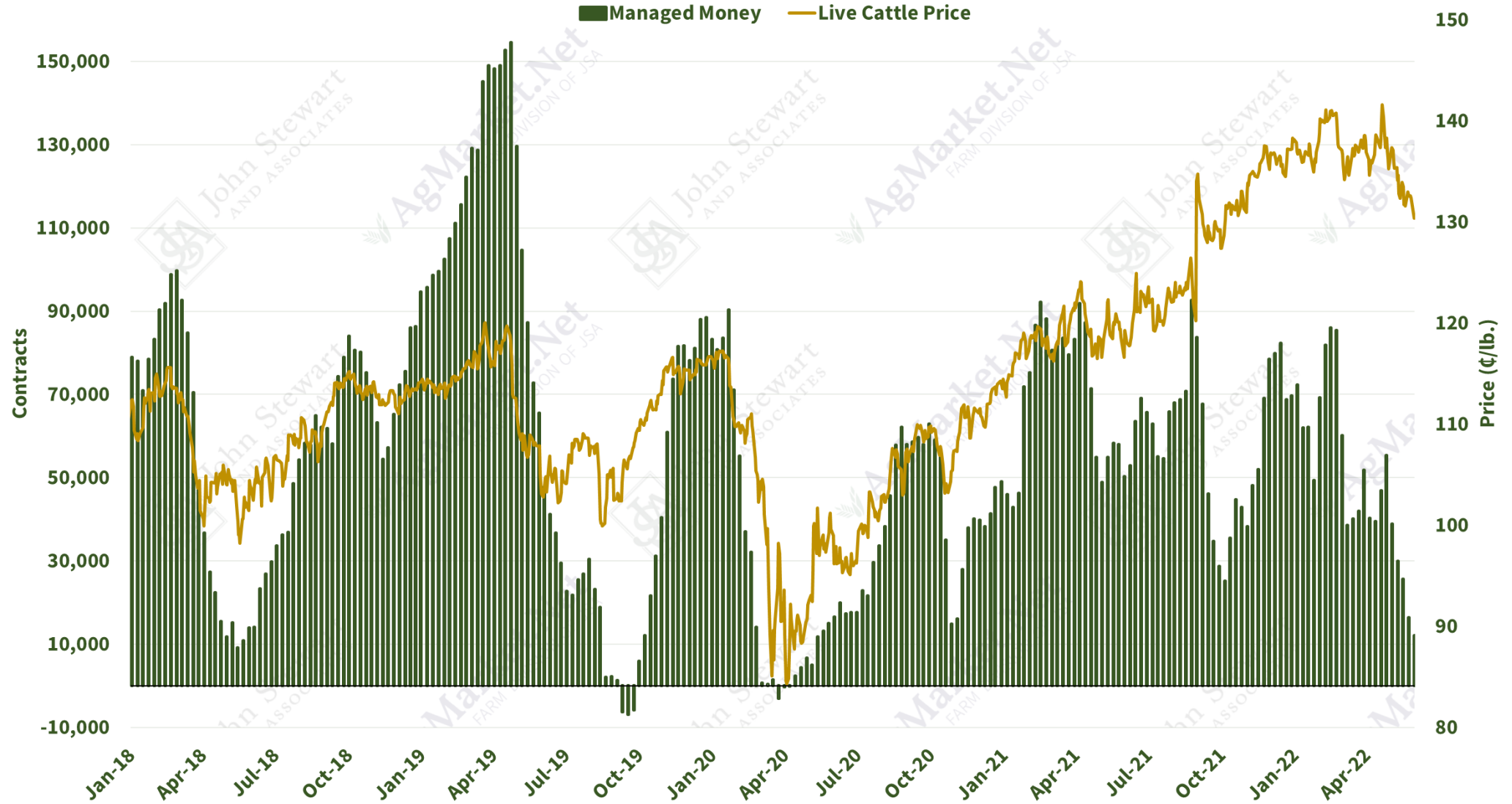
Net Soybean Oil Futures & Options Position and Nearby Futures Price



Live Cattle Snapshot (Futures & Options)

Friday, June 3, 2022

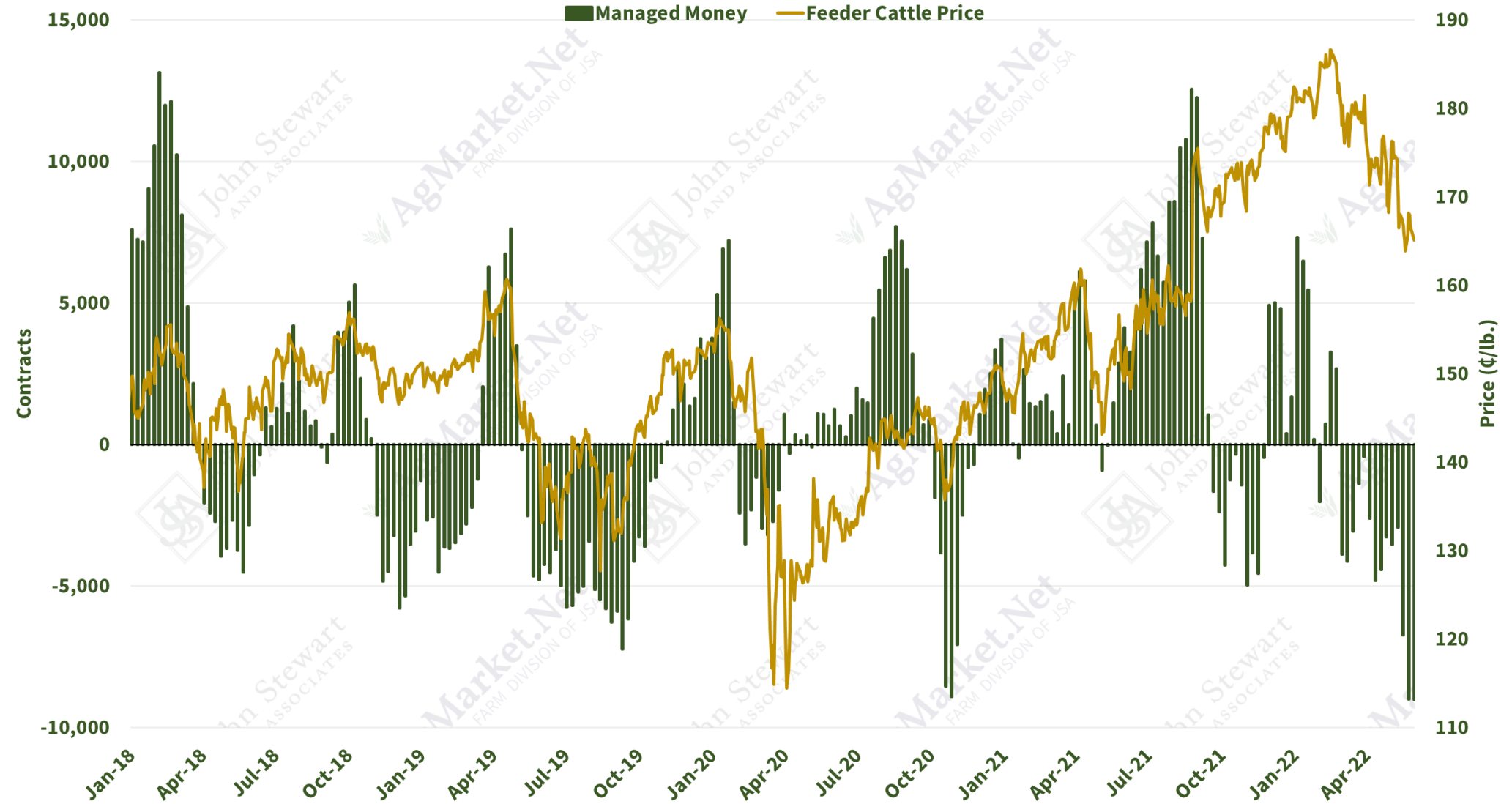
Net Live Cattle Futures & Options Position and Nearby Futures Price



Feeder Cattle Snapshot (Futures & Options)

Friday, June 3, 2022

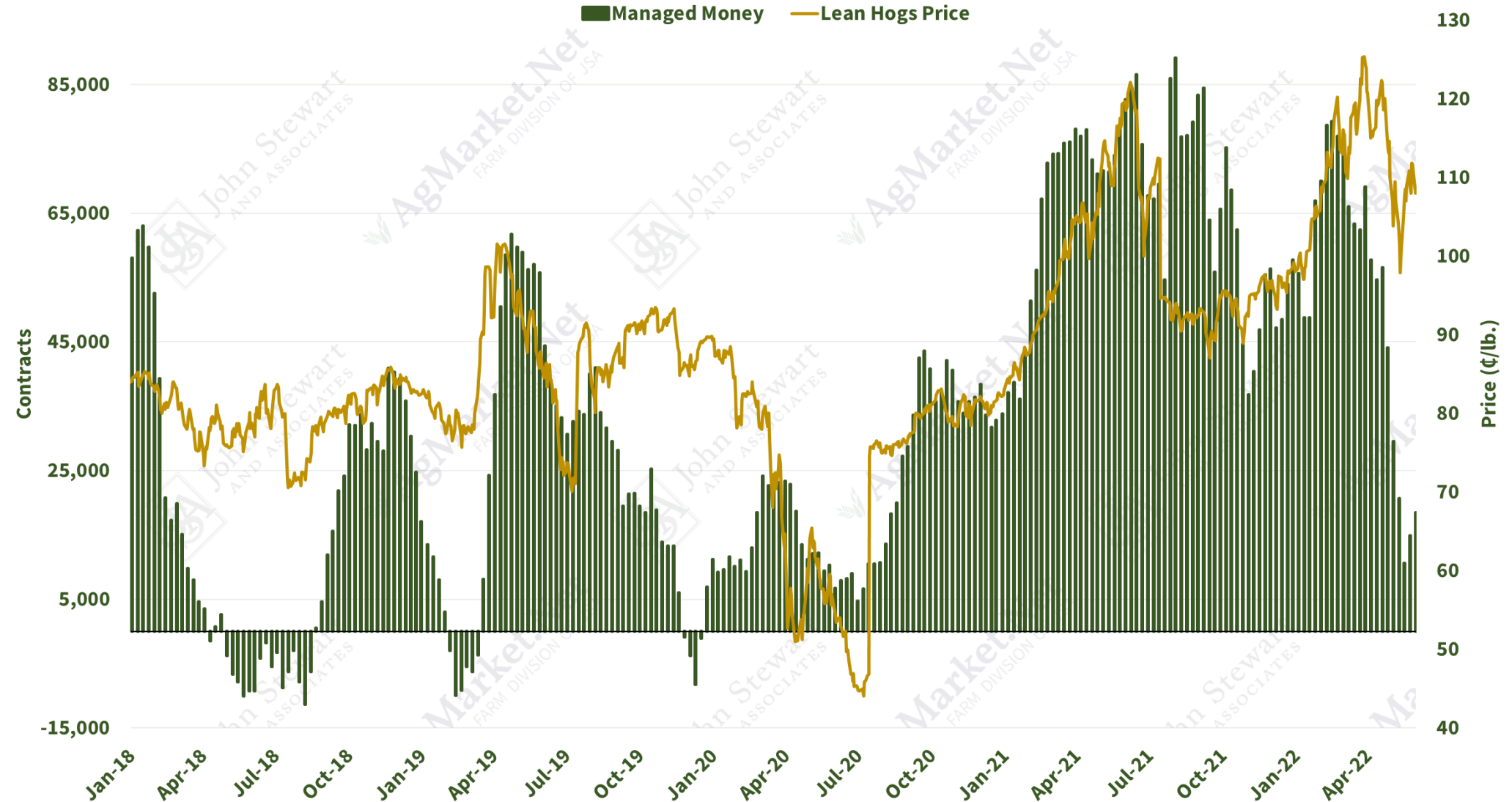
Net Feeder Cattle Futures & Options Position and Nearby Futures Price



Lean Hogs Snapshot (Futures & Options)

Friday, June 3, 2022

Net Lean Hogs Futures & Options Position and Nearby Futures Price



Trading commodity futures, options on futures, cash commodities and over-the-counter derivative products involve substantial risk of loss and may not be suitable for all investors. John Stewart and Associates, Inc. does not accept orders to buy or sell by e-mail. The information contained in this message has been obtained from sources believed to be reliable, but is not guaranteed as to its accuracy or completeness. Opinions are solely those of the author, subject to change at any time, and do not constitute a solicitation to buy or sell commodity futures, options, or over-the-counter derivative products. Past performance is not indicative of future results. © John Stewart and Associates, Inc. 2022