

Commitments of Traders Summary (Futures Only)

Friday, June 3, 2022

COMMERCIAL

	LONG	SHORT	NET	PRIOR	CHANGE
SRW	26,073	106,323	(80,250)	(87,005)	6,755
HRW	27,359	91,964	(64,605)	(67,918)	3,313
CORN	341,978	980,417	(638,439)	(663,614)	25,175
SOYBEAN	198,390	473,838	(275,448)	(269,079)	(6,369)
MEAL	66,121	265,882	(199,761)	(198,377)	(1,384)
OIL	84,287	263,060	(178,773)	(185,496)	6,723
LIVE CATTLE	47,455	136,930	(89,475)	(92,766)	3,291
FEEDER CATTLE	8,686	4,461	4,225	3,244	981
LEAN HOGS	26,176	79,986	(53,810)	(52,511)	(1,299)

LARGE TRADER

	LONG	SHORT	NET	PRIOR	CHANGE
SRW	25,827	20,197	5,630	1,561	4,069
HRW	9,554	12,958	(3,404)	(5,060)	1,656
CORN	221,927	64,427	157,500	160,357	(2,857)
SOYBEAN	63,173	37,254	25,919	29,863	(3,944)
MEAL	42,156	8,773	33,383	32,681	702
OIL	25,137	13,525	11,612	11,711	(99)
LIVE CATTLE	29,510	19,676	9,834	8,721	1,113
FEEDER CATTLE	5,243	2,703	2,540	2,166	374
LEAN HOGS	14,052	22,130	(8,078)	(5,817)	(2,261)

SWAP DEALERS

	LONG	SHORT	NET	PRIOR	CHANGE
SRW	86,178	24,575	61,603	62,666	(1,063)
HRW	38,606	10,729	27,877	27,991	(114)
CORN	304,029	18,938	285,091	291,092	(6,001)
SOYBEAN	142,257	25,566	116,691	110,032	6,659
MEAL	92,806	2,429	90,377	89,989	388
OIL	90,634	4,148	86,486	86,805	(319)
LIVE CATTLE	72,680	1,771	70,909	70,613	296
FEEDER CATTLE	4,932	118	4,814	5,333	(519)
LEAN HOGS	52,396	795	51,601	51,272	329

NON REPORTABLE

	LONG	SHORT	NET	PRIOR	CHANGE
SRW	32,778	36,440	(3,662)	(2,005)	(1,657)
HRW	21,622	21,161	461	1,257	(796)
CORN	140,307	191,159	(50,852)	(55,326)	4,474
SOYBEAN	49,891	77,212	(27,321)	(29,321)	2,000
MEAL	48,928	20,298	28,630	26,481	2,149
OIL	35,597	18,351	17,246	19,195	(1,949)
LIVE CATTLE	34,613	35,587	(974)	(594)	(380)
FEEDER CATTLE	8,624	10,933	(2,309)	(1,660)	(649)
LEAN HOGS	18,708	25,716	(7,008)	(6,119)	(889)

MANGED MONEY

	LONG	SHORT	NET	PRIOR	CHANGE
SRW	88,137	71,458	16,679	24,783	(8,104)
HRW	48,799	9,128	39,671	43,730	(4,059)
CORN	329,922	83,222	246,700	267,491	(20,791)
SOYBEAN	174,663	14,504	160,159	158,505	1,654
MEAL	64,297	16,926	47,371	49,226	(1,855)
OIL	79,954	16,525	63,429	67,785	(4,356)
LIVE CATTLE	72,805	63,099	9,706	14,026	(4,320)
FEEDER CATTLE	10,935	20,205	(9,270)	(9,083)	(187)
LEAN HOGS	43,271	25,976	17,295	13,175	4,120

TOTAL

	LONG	SHORT	NET	PRIOR	CHANGE
SRW	298,358	294,696	3,662	2,005	1,657
HRW	158,969	159,430	(461)	(1,257)	796
CORN	1,423,910	1,373,058	50,852	55,326	(4,474)
SOYBEAN	703,482	676,161	27,321	29,321	(2,000)
MEAL	321,741	350,371	(28,630)	(26,481)	(2,149)
OIL	347,538	364,784	(17,246)	(19,195)	1,949
LIVE CATTLE	264,542	263,568	974	594	380
FEEDER CATTLE	38,733	36,424	2,309	1,660	649
LEAN HOGS	175,061	168,053	7,008	6,119	889

Record Positions (Futures Only)

Friday, June 3, 2022

RECORD COMMERCIAL

	LONG	DATE	SHORT	DATE	LATEST
SRW	32,628	10/4/2016	(161,927)	8/7/2018	(80,250)
HRW	6,050	12/1/2015	(130,381)	7/18/2017	(64,605)
CORN	35,113	6/23/2020	(783,355)	2/23/2021	(638,439)
SOYBEAN	70,341	9/30/2014	(424,543)	11/10/2020	(275,448)
MEAL	37,740	9/12/2006	(265,418)	5/1/2018	(199,761)
OIL	(3,790)	1/21/2014	(266,921)	12/24/2019	(178,773)
LIVE CATTLE	(21,580)	10/20/2015	(226,677)	4/23/2019	(89,475)
FEEDER CATTLE	5,472	5/14/2013	(12,916)	10/24/2017	4,225
LEAN HOGS	(16,569)	6/30/2009	(146,448)	9/24/2013	(53,810)

RECORD LARGE TRADER

	LONG	DATE	SHORT	DATE	LATEST
SRW	65,549	12/12/2017	(26,533)	7/11/2017	5,630
HRW	27,621	10/1/2019	(17,897)	3/10/2015	(3,404)
CORN	322,373	6/19/2018	(60,251)	10/15/2013	157,500
SOYBEAN	103,151	2/2/2021	(64,307)	9/30/2014	25,919
MEAL	48,844	7/24/2018	(21,549)	7/1/2014	33,383
OIL	57,851	4/10/2018	(22,572)	5/7/2013	11,612
LIVE CATTLE	36,545	6/4/2019	(33,664)	7/20/2010	9,834
FEEDER CATTLE	4,830	9/20/2016	(6,313)	5/8/2012	2,540
LEAN HOGS	27,146	6/25/2019	(34,487)	10/2/2018	(8,078)

RECORD SWAP DEALERS

	LONG	DATE	SHORT	DATE	LATEST
SRW	123,413	11/18/2014	54,943	10/22/2019	61,603
HRW	51,971	1/21/2020	18,064	10/1/2019	27,877
CORN	412,591	8/10/2010	120,158	9/10/2019	285,091
SOYBEAN	185,600	2/26/2008	40,978	9/25/2012	116,691
MEAL	107,961	1/14/2020	(7,504)	9/5/2006	90,377
OIL	119,477	1/7/2020	27,264	3/17/2009	86,486
LIVE CATTLE	114,534	7/29/2008	50,393	8/30/2016	70,909
FEEDER CATTLE	11,035	7/17/2018	1,364	5/27/2014	4,814
LEAN HOGS	111,707	6/3/2008	33,821	4/7/2020	51,601

RECORD NON REPORTABLE

	LONG	DATE	SHORT	DATE	LATEST
SRW	11,273	10/11/2016	(21,271)	8/11/2020	(3,662)
HRW	15,784	4/9/2019	(12,083)	12/17/2013	461
CORN	99,393	9/17/2019	(160,924)	1/26/2010	(50,852)
SOYBEAN	16,963	5/19/2020	(101,342)	9/30/2014	(27,321)
MEAL	32,282	2/9/2021	(2,262)	11/29/2011	28,630
OIL	25,121	4/19/2016	(14,297)	4/23/2013	17,246
LIVE CATTLE	5,255	9/3/2019	(46,204)	6/10/2008	(974)
FEEDER CATTLE	1,324	10/27/2020	(16,409)	3/1/2011	(2,309)
LEAN HOGS	4,741	3/19/2019	(24,733)	11/14/2017	(7,008)

RECORD MANGED MONEY

	LONG	DATE	SHORT	DATE	LATEST
SRW	66,351	8/7/2018	(171,269)	4/25/2017	16,679
HRW	72,845	7/11/2017	(59,759)	5/7/2019	39,671
CORN	409,444	3/1/2011	(344,185)	4/23/2019	246,700
SOYBEAN	240,937	5/1/2012	(171,141)	5/14/2019	160,159
MEAL	132,126	5/1/2018	(75,873)	2/25/2020	47,371
OIL	125,722	11/1/2016	(110,846)	9/18/2018	63,429
LIVE CATTLE	155,183	4/23/2019	(10,478)	9/17/2019	9,706
FEEDER CATTLE	21,741	2/28/2012	(8,704)	10/27/2020	(9,270)
LEAN HOGS	96,164	9/24/2013	(19,823)	7/10/2007	17,295

RECORD TOTAL

	LONG	DATE	SHORT	DATE	LATEST
SRW	21,271	8/11/2020	(11,273)	10/11/2016	3,662
HRW	12,083	12/17/2013	(15,784)	4/9/2019	(461)
CORN	160,924	1/26/2010	(99,393)	9/17/2019	50,852
SOYBEAN	101,342	9/30/2014	(16,963)	5/19/2020	27,321
MEAL	2,262	11/29/2011	(32,282)	2/9/2021	(28,630)
OIL	14,297	4/23/2013	(25,121)	4/19/2016	(17,246)
LIVE CATTLE	46,204	6/10/2008	(5,255)	9/3/2019	974
FEEDER CATTLE	16,409	3/1/2011	(1,324)	10/27/2020	2,309
LEAN HOGS	24,733	11/14/2017	(4,741)	3/19/2019	7,008

Recent History (Futures Only)

Friday, June 3, 2022

SRW:

HRW:

CORN:

Date	Comm.	Swap	Managed Money	Other	Non Reportable
3/8/2022	(94,020)	88,524	21,757	(9,132)	(7,129)
3/15/2022	(90,905)	85,653	24,967	(14,037)	(5,678)
3/22/2022	(89,926)	82,896	22,692	(13,202)	(2,460)
3/29/2022	(89,674)	80,239	19,645	(6,086)	(4,124)
4/5/2022	(91,720)	76,388	13,953	5,998	(4,619)
4/12/2022	(92,746)	71,488	17,067	6,819	(2,628)
4/19/2022	(91,492)	71,067	14,724	8,521	(2,820)
4/26/2022	(88,121)	70,729	14,970	6,680	(4,258)
5/3/2022	(84,437)	70,212	10,702	9,310	(5,787)
5/10/2022	(86,491)	68,712	15,913	5,773	(3,907)
5/17/2022	(94,290)	68,270	31,456	(2,650)	(2,786)
5/24/2022	(87,005)	62,666	24,783	1,561	(2,005)
5/31/2022	(80,250)	61,603	16,679	5,630	(3,662)

Date	Comm.	Swap	Managed Money	Other	Non Reportable
3/8/2022	(70,914)	26,418	44,396	(475)	575
3/15/2022	(70,339)	25,074	43,808	469	988
3/22/2022	(69,322)	23,492	45,328	682	(180)
3/29/2022	(68,194)	22,508	44,963	63	660
4/5/2022	(67,120)	23,082	45,193	(2,095)	940
4/12/2022	(69,084)	23,703	49,488	(6,188)	2,081
4/19/2022	(71,813)	25,183	49,965	(5,673)	2,338
4/26/2022	(72,459)	28,326	44,881	(4,454)	3,706
5/3/2022	(69,826)	29,608	39,537	(2,004)	2,685
5/10/2022	(68,631)	28,258	41,948	(4,369)	2,794
5/17/2022	(69,849)	28,577	46,103	(7,106)	2,275
5/24/2022	(67,918)	27,991	43,730	(5,060)	1,257
5/31/2022	(64,605)	27,877	39,671	(3,404)	461

Date	Comm.	Swap	Managed Money	Other	Non Reportable
3/8/2022	(766,655)	309,971	355,824	142,209	(41,349)
3/15/2022	(759,613)	290,855	361,250	145,956	(38,448)
3/22/2022	(768,010)	297,295	371,914	147,442	(48,641)
3/29/2022	(726,617)	301,918	341,639	140,453	(57,393)
4/5/2022	(729,621)	305,467	349,104	137,969	(62,919)
4/12/2022	(745,355)	301,649	356,877	138,704	(51,875)
4/19/2022	(760,107)	303,838	362,901	137,711	(44,343)
4/26/2022	(742,016)	294,760	338,594	159,031	(50,369)
5/3/2022	(747,181)	295,971	327,802	174,063	(50,655)
5/10/2022	(703,999)	288,654	313,391	157,517	(55,563)
5/17/2022	(723,898)	299,142	312,365	161,378	(48,987)
5/24/2022	(663,614)	291,092	267,491	160,357	(55,326)
5/31/2022	(638,439)	285,091	246,700	157,500	(50,852)

SOYBEANS:

SOYBEAN MEAL:

SOYBEAN OIL:

Date	Comm.	Swap	Managed Money	Other	Non Reportable
3/8/2022	(333,951)	144,732	161,670	54,907	(27,358)
3/15/2022	(329,750)	135,792	161,928	55,671	(23,641)
3/22/2022	(326,386)	132,740	164,248	54,388	(24,990)
3/29/2022	(308,636)	129,872	151,028	55,441	(27,705)
4/5/2022	(295,865)	124,983	156,811	42,113	(28,042)
4/12/2022	(291,636)	120,942	164,649	33,646	(27,601)
4/19/2022	(295,513)	120,640	171,365	28,733	(25,225)
4/26/2022	(293,066)	115,274	166,688	37,118	(26,014)
5/3/2022	(281,506)	116,153	148,011	42,391	(25,049)
5/10/2022	(266,507)	118,809	126,551	48,057	(26,910)
5/17/2022	(263,075)	106,138	142,029	41,618	(26,710)
5/24/2022	(269,079)	110,032	158,505	29,863	(29,321)
5/31/2022	(275,448)	116,691	160,159	25,919	(27,321)

Date	Comm.	Swap	Managed Money	Other	Non Reportable
3/8/2022	(235,776)	97,327	93,886	19,297	25,266
3/15/2022	(246,397)	95,832	96,195	25,409	28,961
3/22/2022	(254,018)	94,530	102,515	27,740	29,233
3/29/2022	(252,085)	95,034	100,563	28,221	28,267
4/5/2022	(244,438)	93,719	99,638	22,147	28,934
4/12/2022	(244,592)	90,586	99,924	23,854	30,228
4/19/2022	(239,648)	91,428	93,003	23,255	31,962
4/26/2022	(245,790)	90,989	99,272	23,484	32,045
5/3/2022	(232,571)	90,460	90,929	25,366	25,816
5/10/2022	(214,695)	94,981	73,396	26,165	20,153
5/17/2022	(200,047)	91,988	52,041	32,091	23,927
5/24/2022	(190,416)	89,687	35,876	37,424	27,429
5/31/2022	(198,377)	89,989	49,226	32,681	26,481

Date	Comm.	Swap	Managed Money	Other	Non Reportable
3/8/2022	(202,718)	94,214	85,350	6,332	16,822
3/15/2022	(203,279)	89,972	89,453	8,474	15,380
3/22/2022	(201,115)	89,617	84,439	8,129	18,930
3/29/2022	(193,007)	90,157	79,657	7,627	15,566
4/5/2022	(193,516)	88,333	77,217	12,279	15,687
4/12/2022	(205,888)	86,752	84,535	13,789	20,812
4/19/2022	(212,839)	85,440	97,054	8,157	22,188
4/26/2022	(206,946)	83,049	96,220	10,738	16,939
5/3/2022	(195,800)	84,533	84,821	12,470	13,976
5/10/2022	(204,070)	85,239	87,444	13,152	18,235
5/17/2022	(203,747)	86,023	84,779	11,522	21,423
5/24/2022	(185,496)	86,805	67,785	11,711	19,195
5/31/2022	(178,773)	86,486	63,429	11,612	17,246

LIVE CATTLE:

FEEDER CATTLE:

LEAN HOGS:

Date	Comm.	Swap	Managed Money	Other	Non Reportable
3/8/2022	(114,364)	81,646	36,635	2,932	(6,849)
3/15/2022	(112,879)	77,836	37,428	6,828	(9,213)
3/22/2022	(114,340)	76,896	39,835	6,904	(9,295)
3/29/2022	(118,506)	76,163	48,116	4,629	(10,402)
4/5/2022	(117,313)	76,660	37,994	11,073	(8,414)
4/12/2022	(117,098)	73,798	36,937	14,905	(8,542)
4/19/2022	(119,958)	74,072	44,176	10,349	(8,639)
4/26/2022	(126,255)	74,128	52,397	8,952	(9,222)
5/3/2022	(114,324)	72,942	35,813	11,223	(5,654)
5/10/2022	(105,146)	69,363	27,773	12,030	(4,020)
5/17/2022	(101,376)	69,959	23,427	11,603	(3,613)
5/24/2022	(92,766)	70,613	14,026	8,721	(594)
5/31/2022	(89,475)	70,909	9,706	9,834	(974)

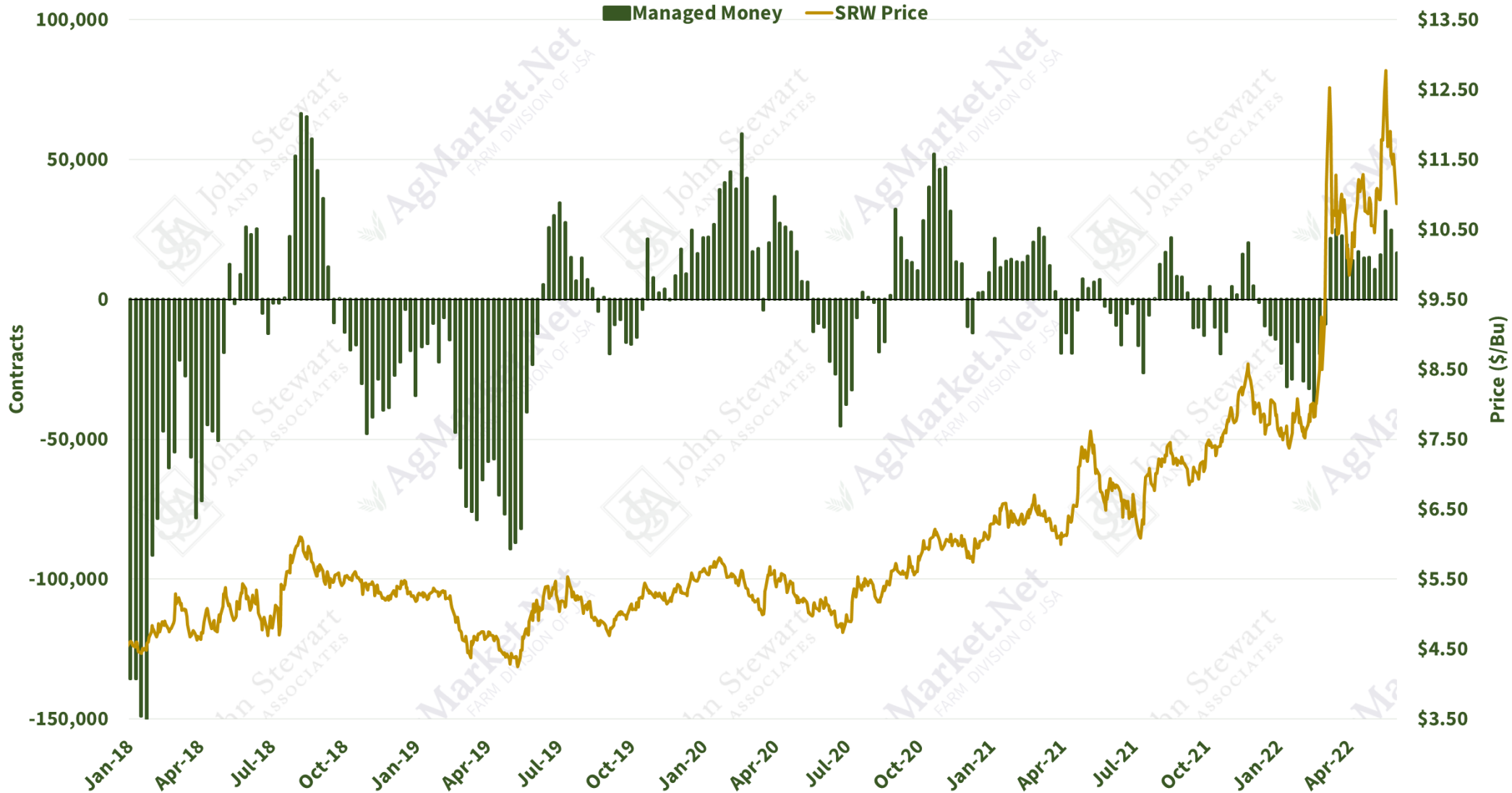
Date	Comm.	Swap	Managed Money	Other	Non Reportable
3/8/2022	734	7,481	(4,640)	2,460	(6,035)
3/15/2022	709	7,304	(3,663)	2,391	(6,741)
3/22/2022	(536)	6,960	(1,934)	1,969	(6,459)
3/29/2022	(866)	6,635	(1,175)	2,699	(7,293)
4/5/2022	717	5,442	(2,949)	1,793	(5,003)
4/12/2022	1,548	5,418	(5,105)	2,095	(3,956)
4/19/2022	473	5,605	(4,638)	2,009	(3,449)
4/26/2022	506	5,635	(3,281)	2,020	(4,880)
5/3/2022	1,138	5,375	(3,805)	1,834	(4,542)
5/10/2022	1,118	5,443	(3,185)	1,670	(5,046)
5/17/2022	2,252	5,458	(6,960)	1,291	(2,041)
5/24/2022	3,244	5,333	(9,083)	2,166	(1,660)
5/31/2022	4,225	4,814	(9,270)	2,540	(2,309)

Date	Comm.	Swap	Managed Money	Other	Non Reportable
3/8/2022	(104,122)	60,646	63,351	(11,826)	(8,049)
3/15/2022	(98,310)	57,605	60,394	(11,904)	(7,785)
3/22/2022	(95,786)	57,956	59,322	(13,337)	(8,155)
3/29/2022	(101,635)	56,619	65,122	(11,928)	(8,178)
4/5/2022	(93,335)	54,590	55,469	(9,969)	(6,755)
4/12/2022	(89,161)	53,456	51,210	(10,439)	(5,066)
4/19/2022	(92,240)	53,965	54,087	(11,085)	(4,727)
4/26/2022	(81,002)	54,401	42,644	(10,308)	(5,735)
5/3/2022	(68,529)	51,172	28,227	(6,196)	(4,674)
5/10/2022	(60,453)	49,636	19,050	(2,690)	(5,543)
5/17/2022	(52,884)	50,237	8,333	(568)	(5,118)
5/24/2022	(52,511)	51,272	13,175	(5,817)	(6,119)
5/31/2022	(53,810)	51,601	17,295	(8,078)	(7,008)

SRW Snapshot (Futures Only)

Friday, June 3, 2022

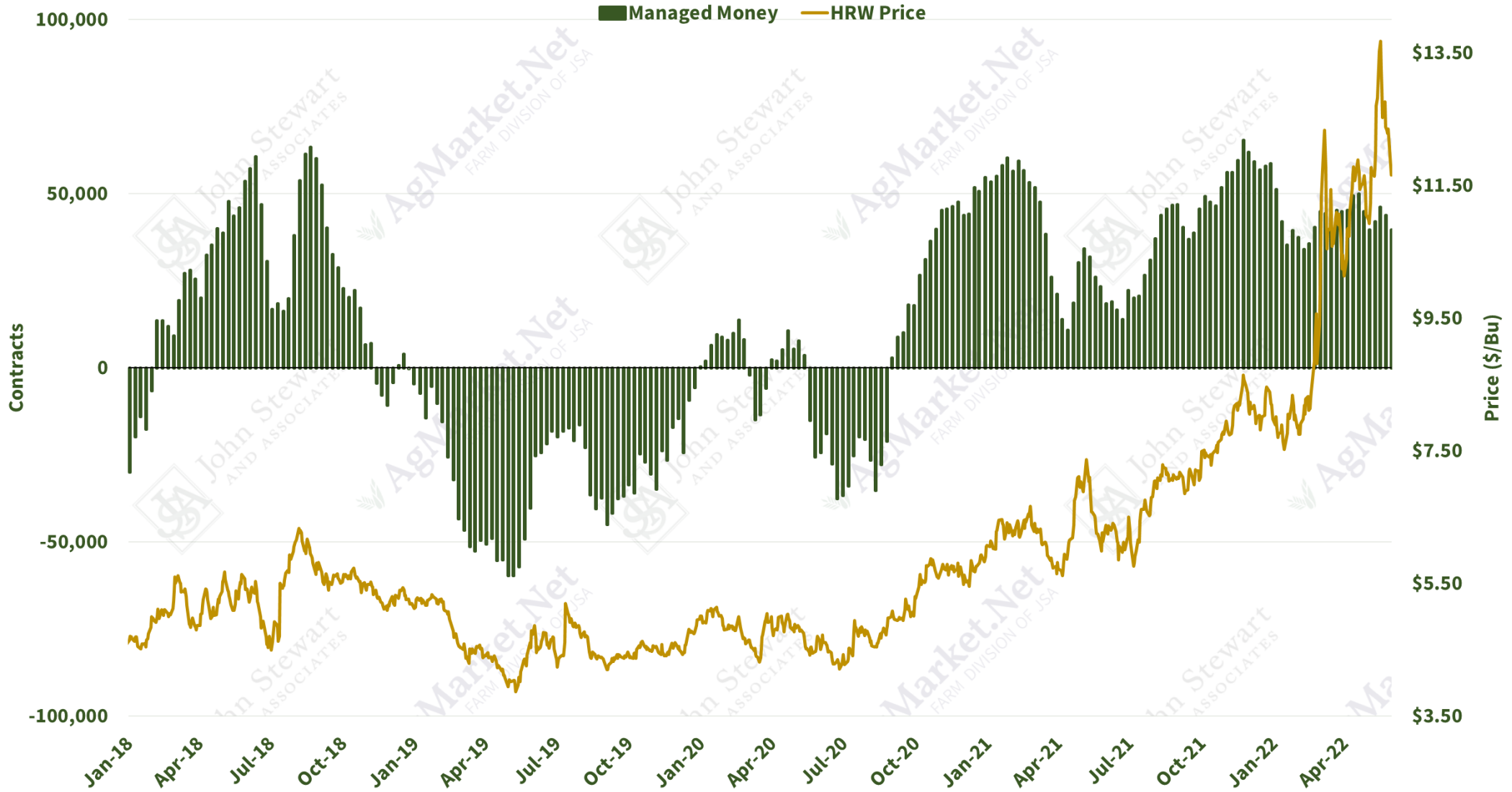
Net SRW Futures Only Position and Nearby Futures Price



HRW Snapshot (Futures Only)

Friday, June 3, 2022

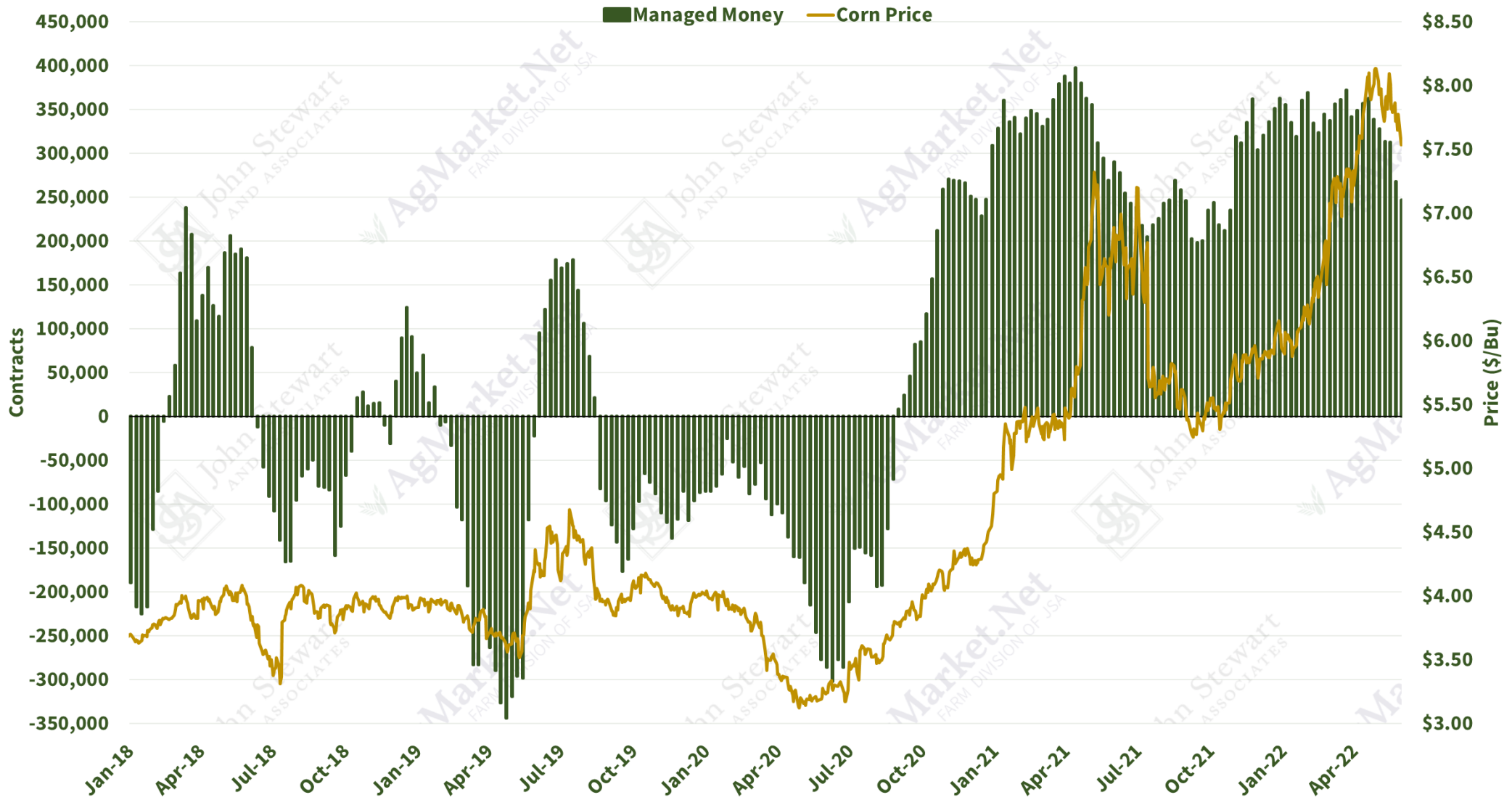
Net HRW Futures Only Position and Nearby Futures Price



Corn Snapshot (Futures Only)

Friday, June 3, 2022

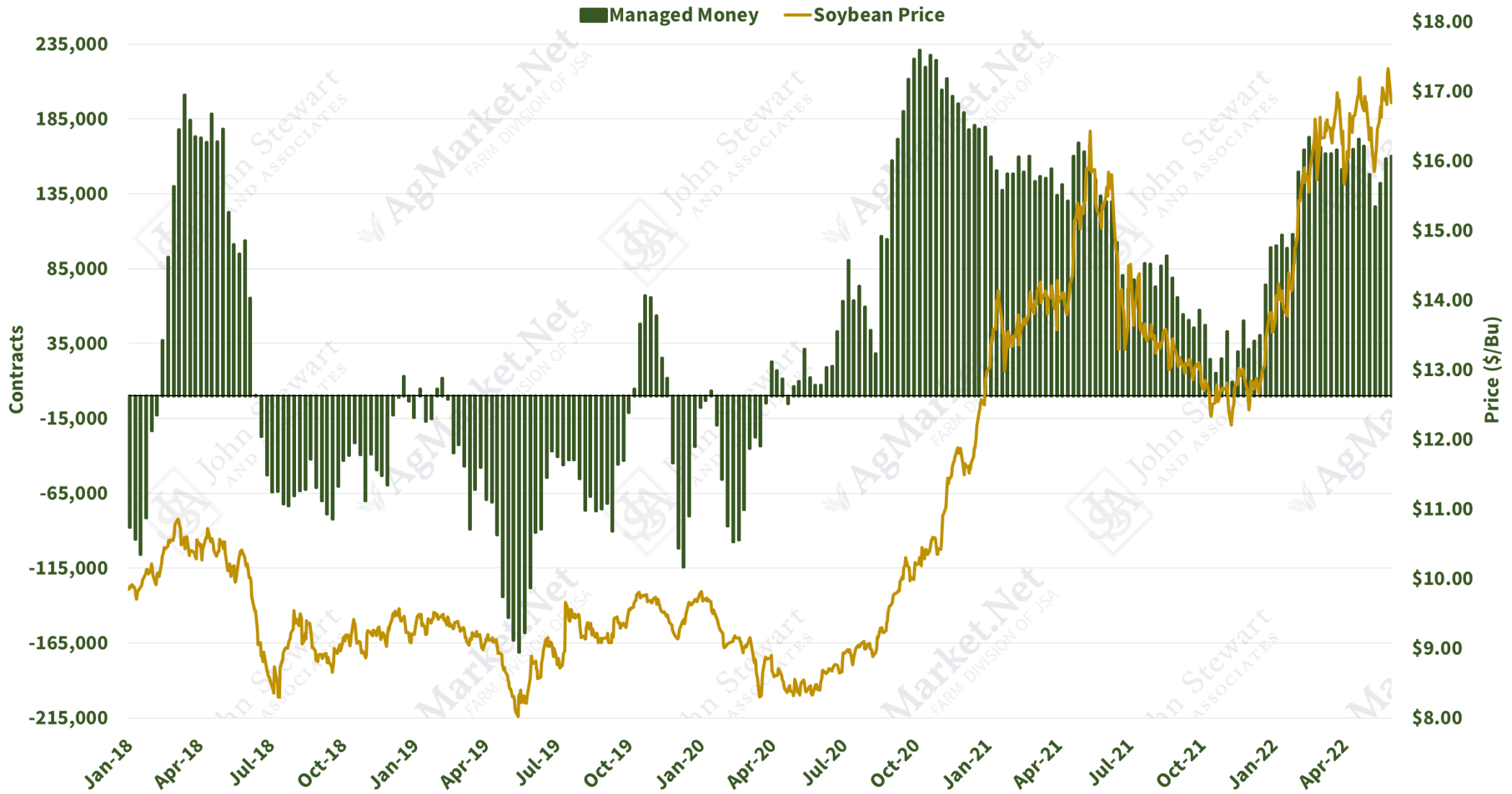
Net Corn Futures Only Position and Nearby Futures Price



Soybean Snapshot (Futures Only)

Friday, June 3, 2022

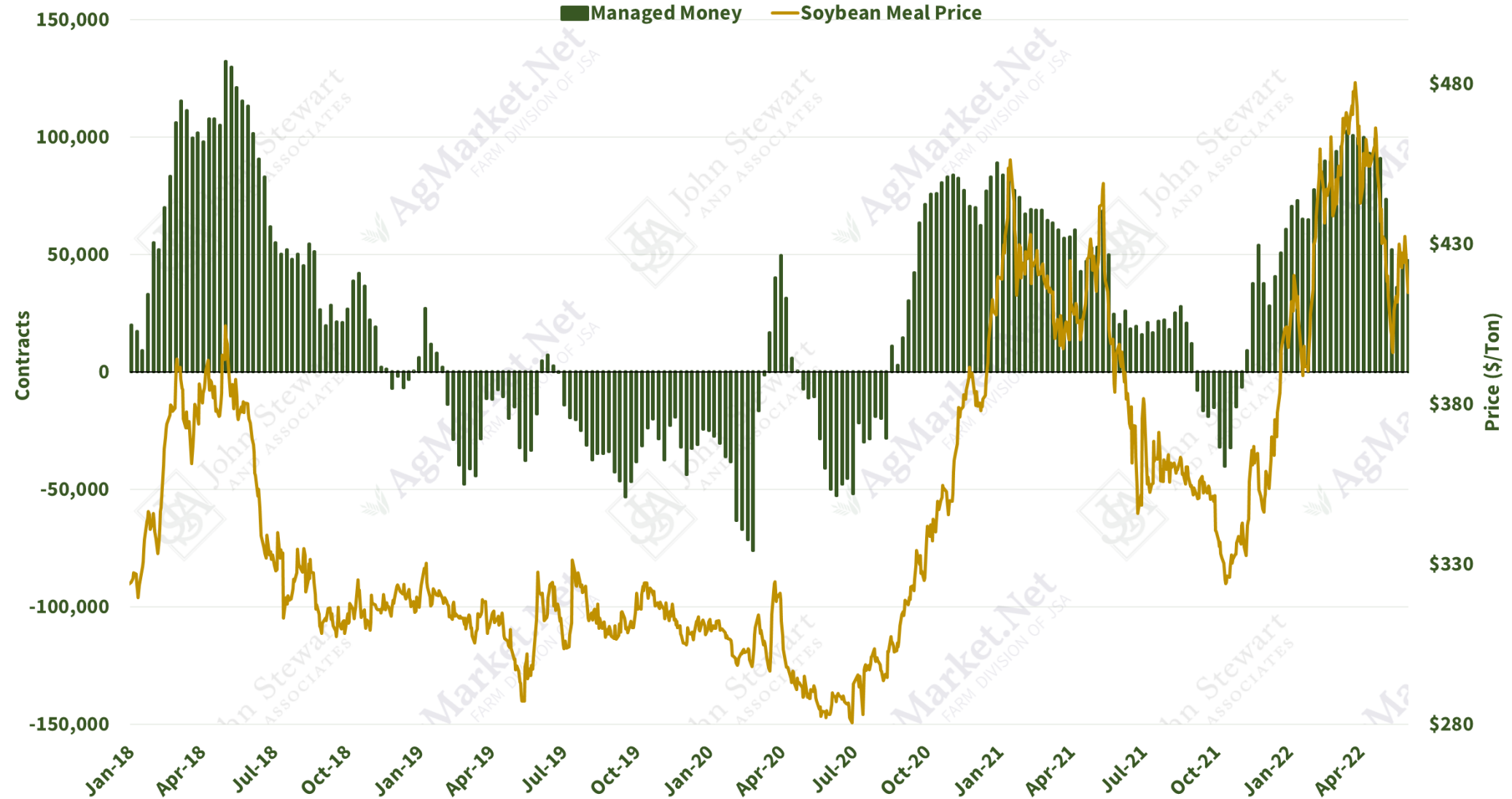
Net Soybean Futures Only Position and Nearby Futures Price



Soybean Meal Snapshot (Futures Only)

Friday, June 3, 2022

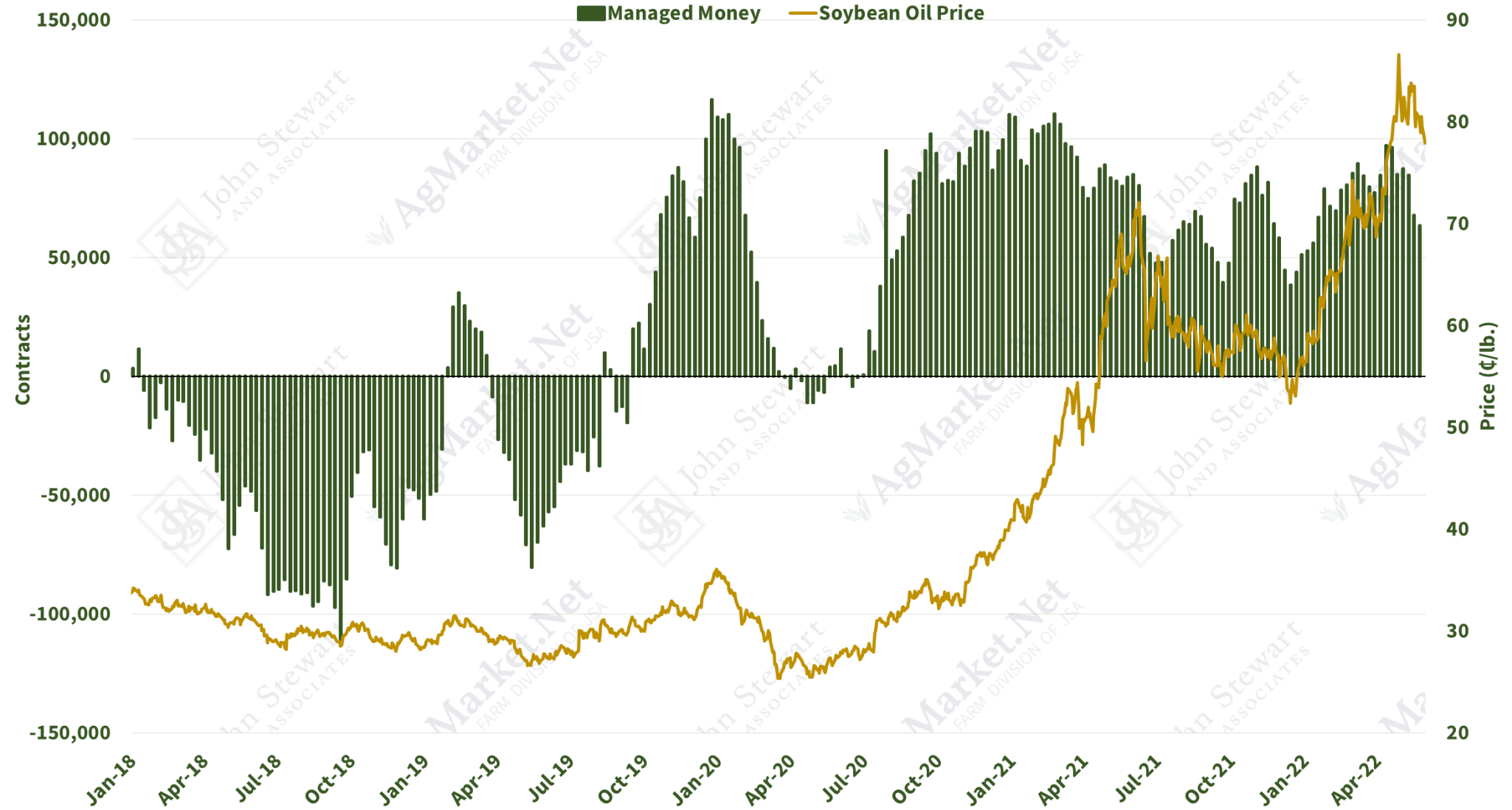
Net Soybean Meal Futures Only Position and Nearby Futures Price



Soybean Oil Snapshot (Futures Only)

Friday, June 3, 2022

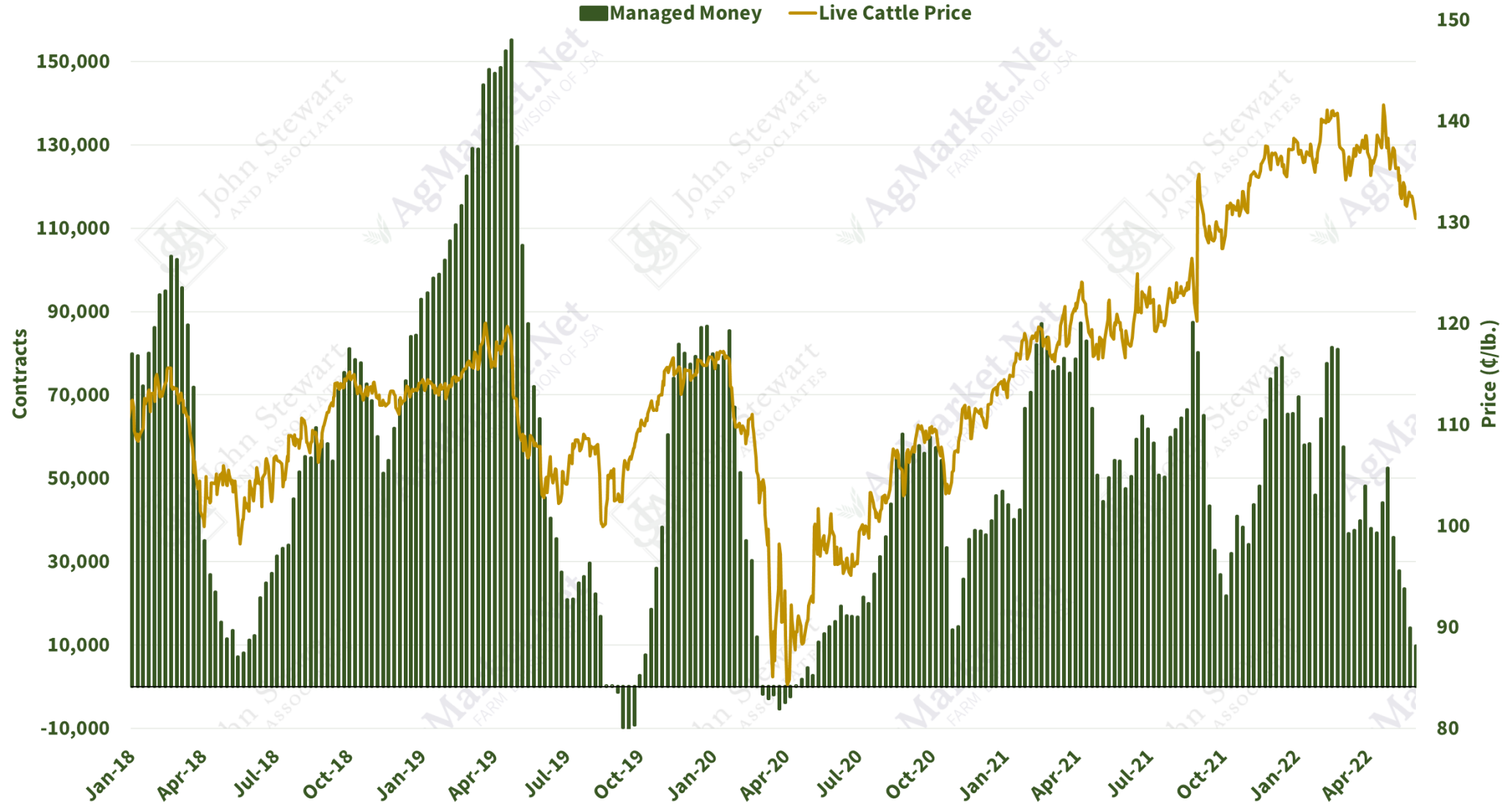
Net Soybean Oil Futures Only Position and Nearby Futures Price



Live Cattle Snapshot (Futures Only)

Friday, June 3, 2022

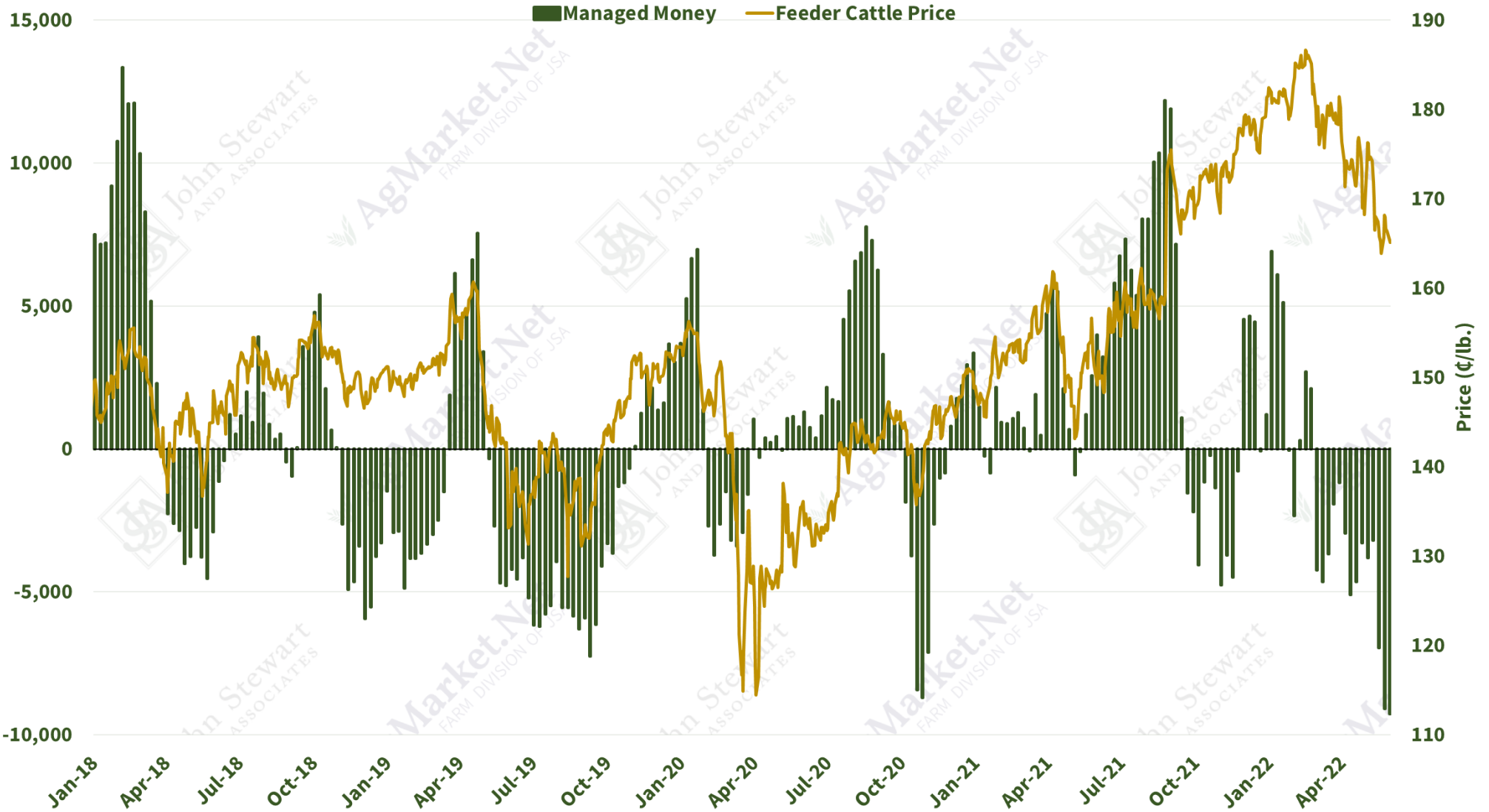
Net Live Cattle Futures Only Position and Nearby Futures Price



Feeder Cattle Snapshot (Futures Only)

Friday, June 3, 2022

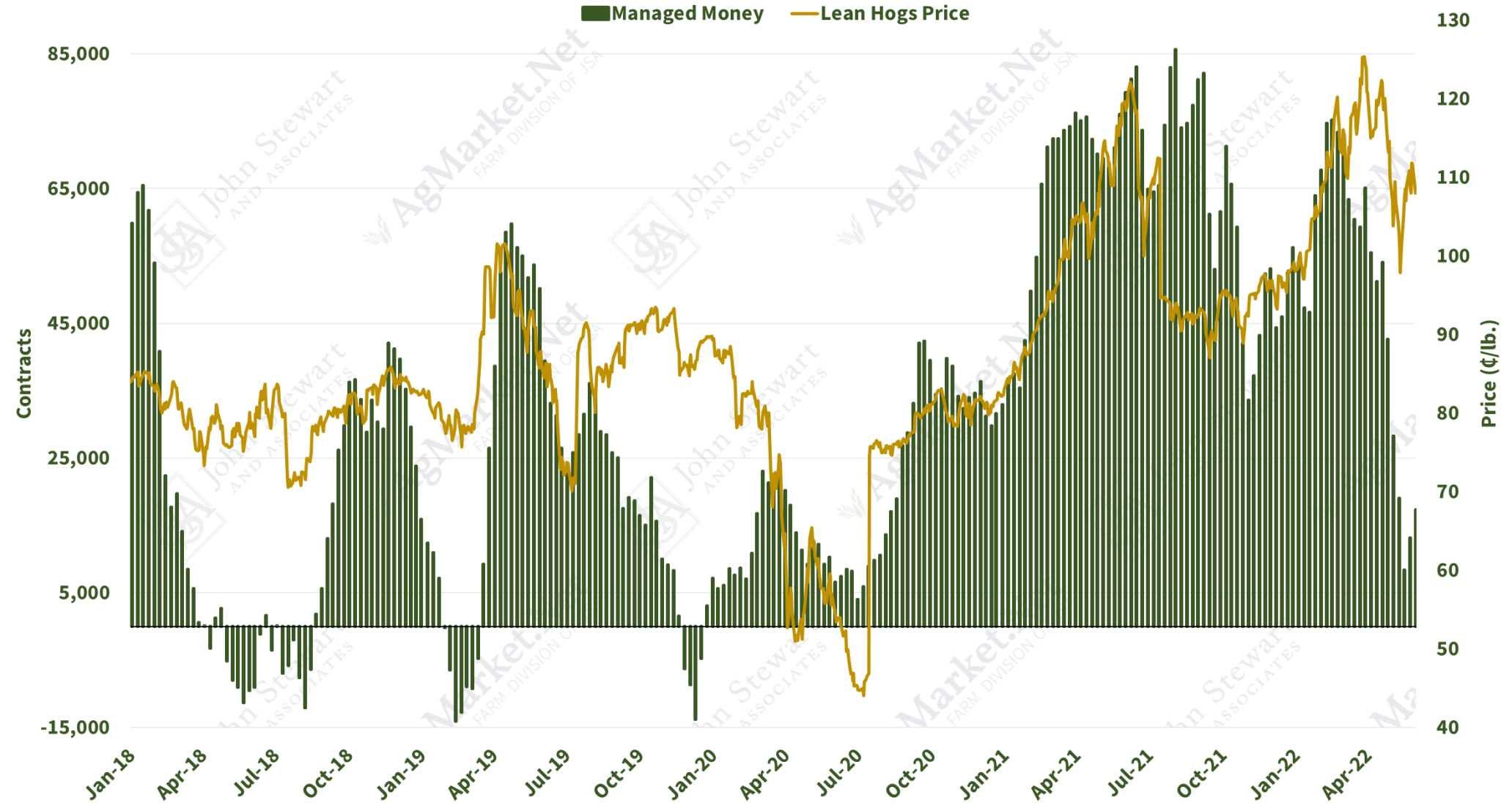
Net Feeder Cattle Futures Only Position and Nearby Futures Price



Lean Hogs Snapshot (Futures Only)

Friday, June 3, 2022

Net Lean Hogs Futures Only Position and Nearby Futures Price



Trading commodity futures, options on futures, cash commodities and over-the-counter derivative products involve substantial risk of loss and may not be suitable for all investors. John Stewart & Associates, Inc. does not accept orders to buy or sell by e-mail. The information contained in this message has been obtained from sources believed to be reliable, but is not guaranteed as to its accuracy or completeness. Opinions are solely those of the author, subject to change at any time, and do not constitute a solicitation to buy or sell commodity futures, options, or over-the-counter derivative products. Past performance is not indicative of future results. © John Stewart & Associates, Inc. 2022